


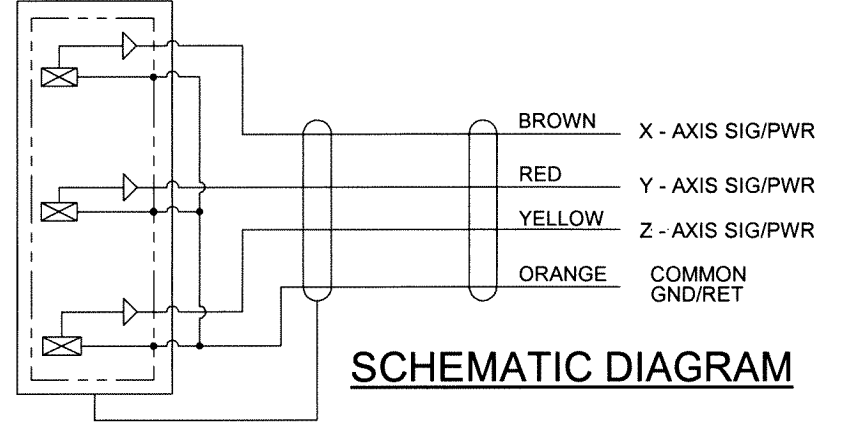
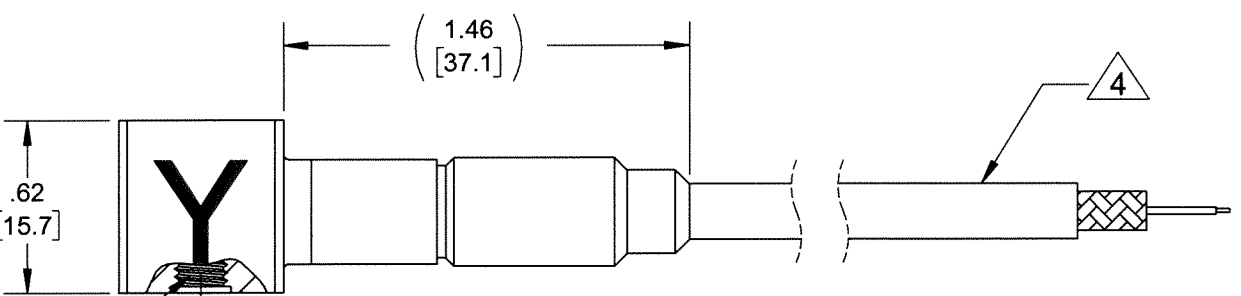
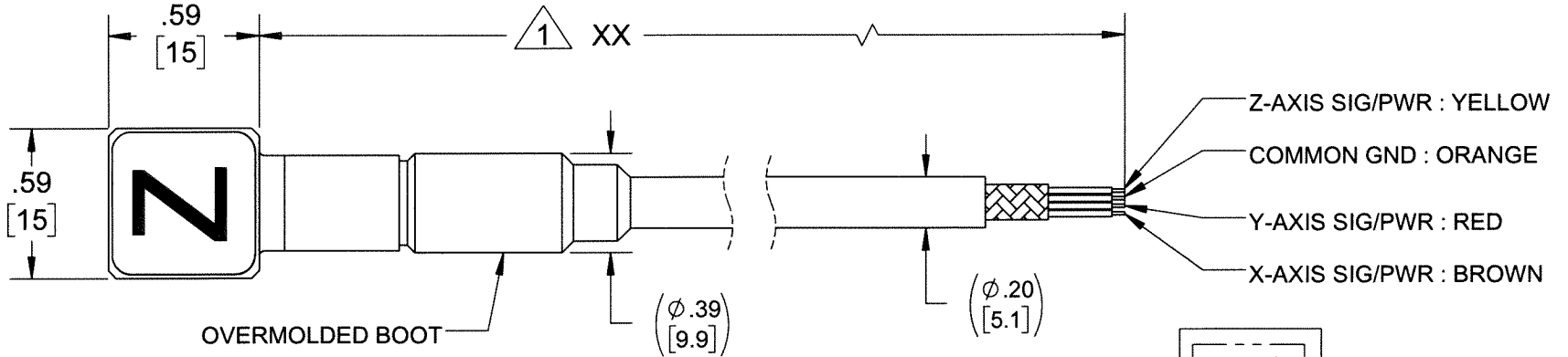
DWG NO 127-3623A1T-XX		SH 1	REV A	2		1	
REVISIONS							
REV.	ECN	DESCRIPTION			BY/DATE	CHK	APPR
A	14324	INITIAL RELEASE. SAME AS REV X4.			KG 06/29/18	DP	LN

PROPRIETARY AND CONFIDENTIAL

THE INFORMATION CONTAINED IN THIS DRAWING IS THE SOLE PROPERTY OF DYTRAN INSTRUMENTS INC. ANY REPRODUCTION IN PART OR AS A WHOLE WITHOUT THE WRITTEN PERMISSION OF DYTRAN INSTRUMENTS INC. IS PROHIBITED

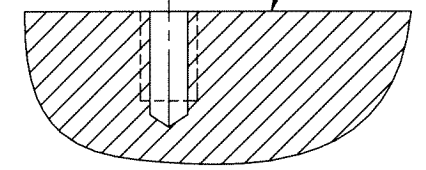
1 CABLE LENGTH TOLERANCE	
≤1FT	+1/ -0 IN
>1 FT - 5 FT	+2/ -0 IN
> 5 FT - 10 FT	+4/ -0 IN
>10 FT - 25FT	+6 / -0 IN
>25 FT	+5% / -0%

MODEL NO	SENSITIVITY
3623A1T-XX	10 mV/g
3623A2T-XX	100 mV/g
3623A3T-XX	50 mV/g



10-32 UNF-2B TAPPED HOLE

RECOMMENDED MOUNTING PREPARATION:
 PREPARE SURFACE FLAT TO .001 TIR.
 TAP 10-32 UNF-2B ∇.20 [5.1] MIN.
 MOUNTING TORQUE:10-12 Lb-in



4 CABLE SPECIFICATIONS	
CONDUCTORS	28 AWG- 7/36, PTFE INSULATION
SHIELD	SILVER PLATED COPPER BRAID, 90% COVERAGE, WATERBLOCKED
INNER JACKET	WHITE, TEFLON
OUTER JACKET	ORANGE, POLYURETHANE, φ.200 IN. [5.08mm] NOM.
TEMPERATURE RATING	-55°C TO 100°C
WEIGHT IN AIR	25 LB. / 1000 FT.
WEIGHT IN SEAWATER	11 LB. / 1000 FT.
PRESSURE RATING	200 PSI [1.38 MPa] MAX.
VOLTAGE	600 VOLTS
MINIMUM BEND DIAMETER	6 IN. [152.4mm]

7. RATING: IP68, SUBMERSED TO 175PSI.

- 6 ARROWS INDICATE DIRECTION OF ACCELERATION FOR POSITIVE OUTPUT
- 5 MOUNTING STUD, 10-32 TO 10-32, MODEL 6200, SUPPLIED.
- 4 CABLE, 4 CONDUCTOR, POLYURETHANE. SEE TABLE FOR SPECIFICATIONS.
- 3. WEIGHT: 18 GRAMS, MAX. (LESS CABLE).
- 2. TEMPERATURE RATING: -55°C TO 100°C.
- 1 PART NUMBER 3623AXT-XX. ("XX" DENOTES LENGTH IN FEET).

NOTES: UNLESS OTHERWISE SPECIFIED

UNLESS OTHERWISE SPECIFIED:
 INTERPRET DIM & TOL PER ASME Y14.5M - 1994.
 REMOVE BURRS.
 COUNTERSINK INTERNAL THDS 90° TO MAJOR DIA.
 CHAM EXT THDS 45° TO MINOR DIA.
 THD LENGTHS AND DEPTHS ARE FOR MIN FULL THDS.
 DIMENSIONS APPLY AFTER FINISHING.

UNLESS OTHERWISE SPECIFIED:
 DIMENSIONS ARE IN INCHES
 DIMENSIONS IN BRACKETS [] ARE IN MILLIMETERS TOLERANCES ARE:

DECIMALS	METRIC	ANGLES
.XX ±.03	X ± 0.8	±1°
.XXX ±.010	.XX ±0.25	

APPROVALS: ORG NDC, CHK DP, APP LN, DATE 03/30/16, 7/20/18, 7/24/18

ALL MACHINED SURFACES. TOTAL RUNOUT WITHIN .005. BREAK SHARP EDGES .005 TO .010. MACHINED FILLET RADII .005 TO .010. WELDING SYMBOLS PER AWS A2.4. ABBREVIATIONS PER MIL-STD-12.

DYTRAN INSTRUMENTS, INC.
 Chatsworth, CA

MASTER ONLY IF IN RED

TITLE: **OUTLINE/INSTALLATION DRAWING, 3623A1T-XX SERIES**

SIZE B	CAGE CODE 2W033	DWG NO 127-3623A1T-XX	REV A
--------	-----------------	-----------------------	-------

SCALE: 4:1 SHEET 1 OF 1

Model Number 3623A2T-XX	PERFORMANCE SPECIFICATION	DOC NO. PS3623A2T-XX
	TRIAxIAL IEPE ACCELEROMETER	REV A, ECN 14324, 06/29/18



- GROUND ISOLATED
- HERMETICALLY SEALED
- STUD MOUNT
- TEDS CAPABILITY
- IP68 RATED, FULLY SUBMERSIBLE

		ENGLISH			SI
PHYSICAL	Weight, Max. (Less cable)	0.6	oz	18	grams
	Mounting Provision	10-32 Stud Mount		10-32 Stud Mount	
Integral Cable [1]	Type	4x 28AWG, Water-blocked		4x 28AWG, Water-blocked	
	Housing	Titanium		Titanium	
Isolation	Material	Case Isolated		Case Isolated	
	Sensing Element	Single Crystal		Single Crystal	
	Element	Shear		Shear	

		ENGLISH			SI
PERFORMANCE	Sensitivity, ±5% [2]	100	mV/g	10.2	mV/m/s ²
	Acceleration Range, ±	50	Gpeak	491	m/s ² peak
	Frequency Range, ±5%	1.4 to 3000	Hz	1.4 to 3000	Hz
		±10% 0.9 to 4000	Hz	0.9 to 4000	Hz
	Resonance Frequency	> 15	kHz	> 15	kHz
	Linearity [3]	±1	% F.S.	±1	% F.S.
	Transverse Sensitivity, Max	6	%	6	%
	Noise floor	0.0007	Grms	0.01	m/s ² rms

		ENGLISH			SI
ELECTRICAL	Supply Current Range [4]	2 to 20	mA	2 to 20	mA
	Compliance Voltage Range	+18 to +30	VDC	+18 to +30	VDC
	Output Impedance, Typ.	100	Ω	100	Ω
	Output Bias Voltage	7 to 12	VDC	7 to 12	VDC
	Discharge Time Constant	0.4 to 1.5	Sec	0.4 to 1.5	Sec
	Electrical Isolation	>100	MΩ	>100	MΩ

		ENGLISH			SI
ENVIRONMENTAL	Maximum Shock, ±	1000	g pk	9810	m/s ²
	Maximum Vibration, ±	600	g pk	5886	m/s ²
	Operating Temperature	-67 to +212	°F	-55 to +100	°C
	TEDs Operating Temperature	-40 to +185	°F	-40 to +85	°C
	TEDs Feature [6]	IEEE 1451.4		IEEE 1451.4	
	Base Strain Sensitivity	0.002	g/με	0.02	m/s ² /με
	Seal	Hermetic		Hermetic	
	Maximum Ambient Pressure	175	psi	1.21	MPa

This family also includes:

Model	Sensitivity (mV/g)	Range (Gpeak)	Noise(Grms)	Temp Range (°F)	Time Constant (sec)
3623A1T-XX	10	500	0.007	-67 to +212	0.4 to 1.5
3623A3T-XX	50	100	0.0002	-67 to +212	0.4 to 1.5

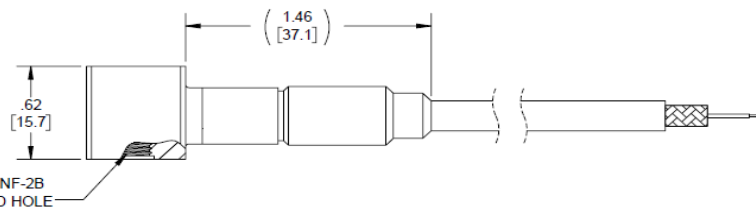
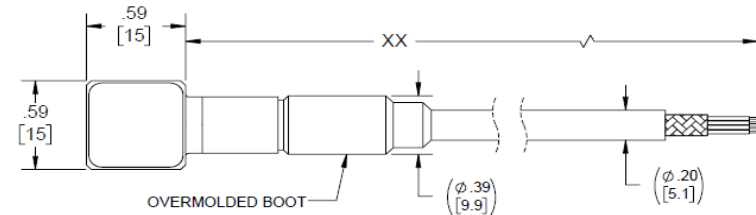
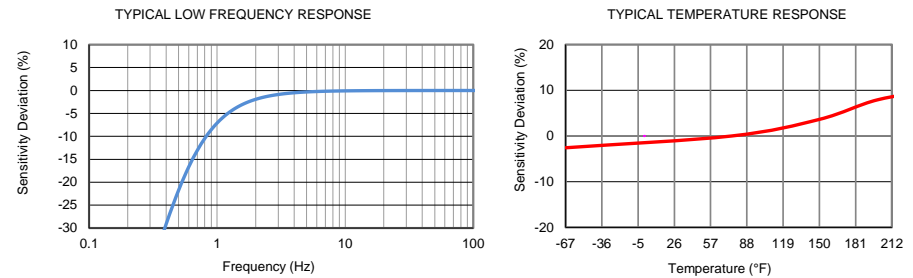
Refer to the performance specifications of the products in this family for detailed description.

Supplied Accessories:

- 1) Accredited Calibration Certificate (ISO 17025).
- 2) Mounting stud model 6200, (10-32 to 10-32), qty 1.

Notes:

- [1] Model number: 3623AXT-XX. "XX" denotes cable length in feet.
- [2] Measured At 100 Hz, 1 Grms per ISA RP 37.2.
- [3] Measured using zero-based best straight-line method.
- [4] Do not apply power to this device without current limiting, 20mA Max, to do so will destroy the integral IC amplifier.
- [5] In the interest of constant product improvement, we reserve the right to change specifications without notice.
- [6] TEDs is unlocked version.



Units on the line drawing are in inches, units in brackets are in millimeters. Refer to 127-3623A1T-XX for more information.

