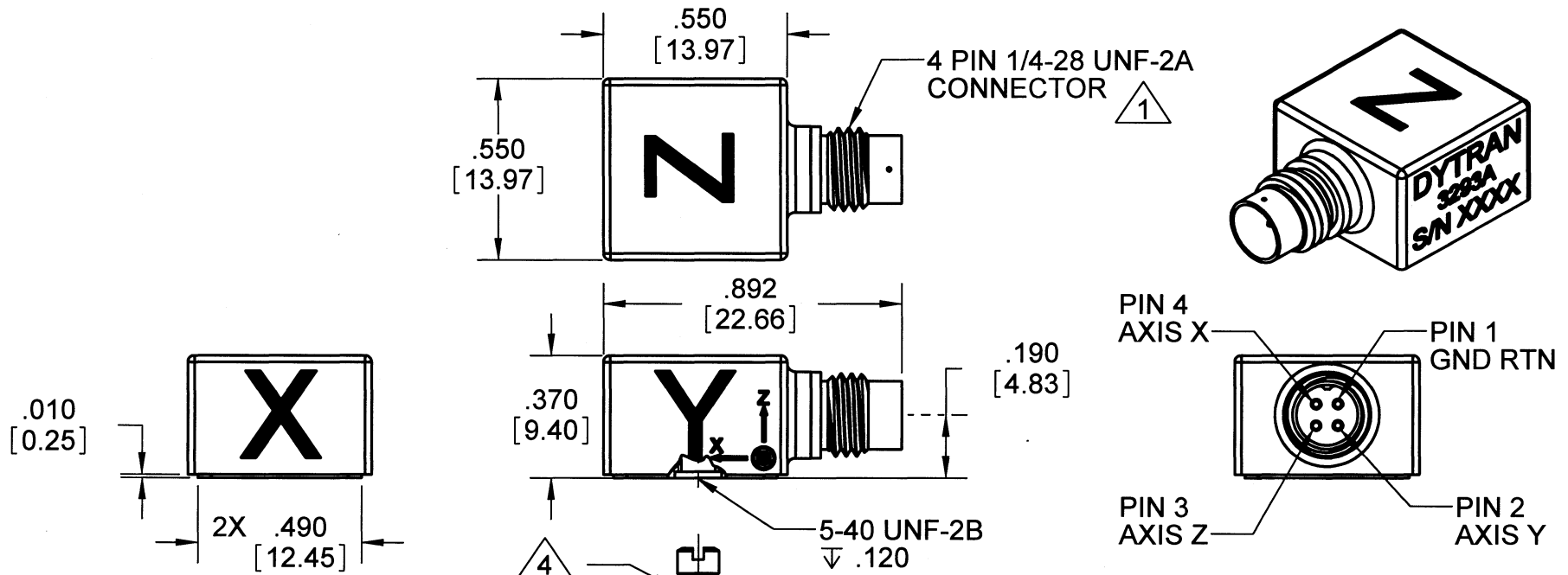


PROPRIETARY AND CONFIDENTIAL

THE INFORMATION CONTAINED IN THIS DRAWING IS THE SOLE PROPERTY OF DYTRAN INSTRUMENTS INC. ANY REPRODUCTION IN PART OR AS A WHOLE WITHOUT THE WRITTEN PERMISSION OF DYTRAN INSTRUMENTS, INC. IS PROHIBITED

REVISIONS

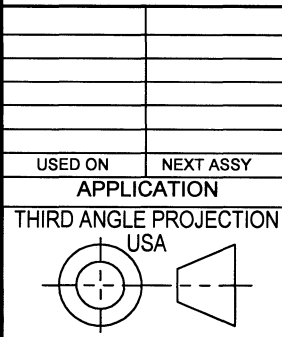
REV	ECN	DESCRIPTION	BY/DATE	CHK	APPR
A	5980	INITIAL RELEASE	DV 05/11/09	<i>EV</i>	ANS



- 5. HOUSING/CONNECTOR MATERIAL: TITANIUM
- 4. MODEL 6580 MOUNTING STUD (SUPPLIED)
- 3. ARROWS INDICATE ACCELERATION DIRECTION FOR POSITIVE OUTPUT
- 2. WEIGHT 8.8 GRAMS APPROXIMATELY
- 1. MATES WITH DYTRAN 6811AXX OR 6824AXX CABLE

MOUNTING RECOMMENDATIONS
 PREPARE SURFACE .490 BY .490 MIN, FLAT TO .0001TIR, TAP 5-40 UNF-2B .120 MIN. RECOMMENDED MOUNTING TORQUE 6 - 8 LB IN.

**MASTER
 ONLY IF IN RED**



UNLESS OTHERWISE SPECIFIED:
 INTERPRET DIM & TOL PER ASME Y14.5M - 1994.
 REMOVE BURRS.
 COUNTERSINK INTERNAL THDS 90° TO MAJOR DIA.
 CHAM EXT THDS 45° TO MINOR DIA.
 THD LENGTHS AND DEPTHS ARE FOR MIN FULL THDS.
 THDS PER MIL-S-7742.
 DIMENSIONS APPLY AFTER FINISHING.

ALL MACHINED SURFACES. ⁶³✓
 TOTAL RUNOUT WITHIN .005.
 BREAK SHARP EDGES .005 TO .010.
 MACHINED FILLET RADII .005 TO .015.
 WELDING SYMBOLS PER AWS A2.4.
 ABBREVIATIONS PER MIL-STD-12.

UNLESS OTHERWISE SPECIFIED:
 DIMENSIONS ARE IN INCHES. DIMENSIONS IN BRACKETS [] ARE IN MILLIMETERS
 TOLERANCES ARE:
 INCHES METRIC ANGLES
 .XX ± .03 .X ± 0.8 ± 1°
 .XXX ± .010 .XX ± 0.25

MATERIAL

FINISH

DO NOT SCALE DRAWING

CONTRACT NO.

APPROVALS		DATE
ORIG	DV	02/05/09
CHK	<i>EV</i>	05/12/09
APP	ANS	5/13/09
APP		

DYTRAN
 INSTRUMENTS, INC. Chatsworth, CA

TITLE: **OUTLINE/INSTALLATION DRAWING, MODEL 3293A**

SIZE	CAGE CODE	DWG. NO.	REV
A	2W033	127-3293A	A

SCALE: 2:1 SOLIDWORKS SHEET 1 OF 1

**MODEL
3293A**

PERFORMANCE SPECIFICATION

**DOC NO.
PS3293A**

Accelerometer, Triaxial, IEPE

REV B, ECN 13042, 10/28/16



- **HIGH SENSITIVITY**
- **LOW NOISE**
- **STUD MOUNTED**

	ENGLISH		SI	
Weight	0.308	oz	8.8	grams
Connector [1]	4-pin, 1/4-28		4-pin, 1/4-28	
Housing	Material	Ti-6 AL-4V	Ti-6 AL-4V	
	Isolation	Case Grounded	Case Grounded	
Sensing Element	Material	Ceramic	Ceramic	
	Mode	Shear	Shear	

PHYSICAL

Weight
Connector [1]
Housing
Sensing Element

PERFORMANCE

Sensitivity, ±10% [2]
Acceleration Range
Frequency Range, ±5%
Frequency Range, ±10%
Resonance Frequency, Nom.
Linearity [3]
Transverse Sensitivity Max
Noise floor
Spectral Noise

Sensitivity, ±10% [2]	500	mV/g	50.97	mV/m/s ²
Acceleration Range	10	Gpeak	98.10	m/s ² peak
Frequency Range, ±5%	0.5 to 3000	Hz	0.5 to 3000	Hz
Frequency Range, ±10%	0.25 to 4000	Hz	0.25 to 4000	Hz
Resonance Frequency, Nom.	>15	kHz	>15	kHz
Linearity [3]	1	%F.S.	1	%F.S.
Transverse Sensitivity Max	6	%	6	%
Noise floor	0.00012	Grms	0.0012	m/s ² rms
Spectral Noise	1Hz	7.2	70.6	μm/s ² rms/sqr(Hz)
	10Hz	3.2	31.4	μm/s ² rms/sqr(Hz)
	100Hz	2.3	22.6	μm/s ² rms/sqr(Hz)
	1000Hz	1.1	10.8	μm/s ² rms/sqr(Hz)
	10000Hz	0.42	4.1	μm/s ² rms/sqr(Hz)

ELECTRICAL

Supply Current Range [4]
Compliance Voltage Range
Output Impedance, Typ.
Output Bias Voltage
Discharge Time Constant

Supply Current Range [4]	2 to 20	mA	2 to 20	mA
Compliance Voltage Range	+18 to +30	VDC	+18 to +30	VDC
Output Impedance, Typ.	100	Ω	100	Ω
Output Bias Voltage	11 to 13	VDC	11 to 13	VDC
Discharge Time Constant	1.0 to 1.5	sec	1.0 to 1.5	sec

ENVIRONMENTAL

Shock Max
Vibration Max
Temperature Range (<5% Deviation)
Operating Temperature
Storage Temperature
Seal
Magnetic Sensitivity at 100 Gauss
Base Strain Sensitivity, Max

Shock Max	1000	Gpeak	9810	m/s ²
Vibration Max	50	Gpeak	491	m/s ²
Temperature Range (<5% Deviation)	+50 to +100	°F	+10 to +38	°C
Operating Temperature	-60 to +185	°F	-51 to +85	°C
Storage Temperature	-60 to +250	°F	-51 to +121	°C
Seal	Hermetic		Hermetic	
Magnetic Sensitivity at 100 Gauss	0.00009	g/Gauss	0.0008829	m/s ² /Gauss
Base Strain Sensitivity, Max	0.002	g/με	0.01962	m/s ² /με

This family also includes:

Model	Sensitivity (mV/g)	Range (Gpeak)	Resolution (Grms)	Oper. Temp(°F)	TC(sec.)

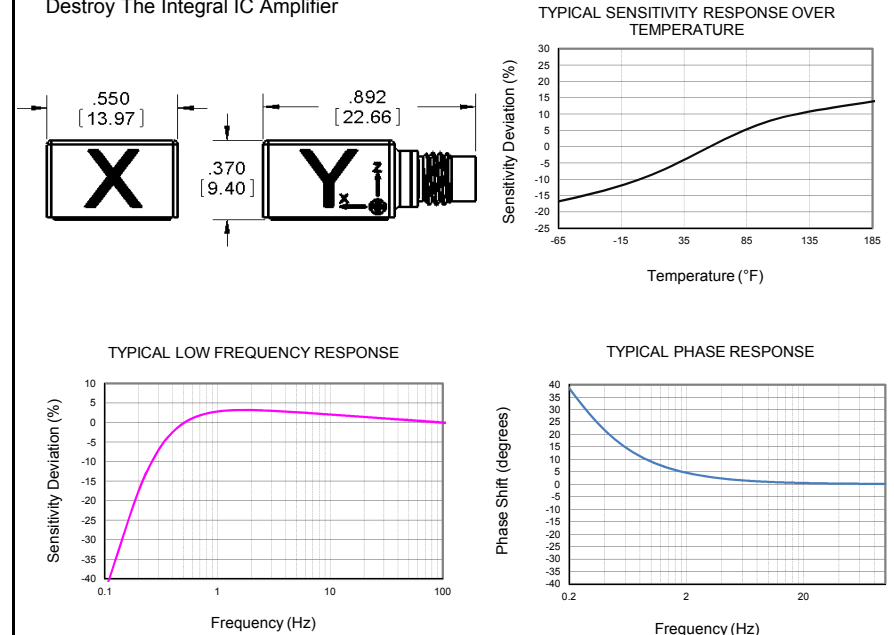
Please, refer to the performance specifications of the products in this family for detailed description

Supplied Accessories:

- 1) Model 6580 Mounting Stud
- 2) Accredited Calibration Certificate (ISO 17025)

Notes:

- [1] Glass to Metal Seal connector. Mates with Dytran cable Model 6811AXX or 6824AXX (XX=length in feet)
- [2] Measured At 100 Hz, 1 Grms per ISA RP 37.2
- [3] Linearity
- [4] Do Not Apply Power To This Device Without Current Limiting, 20mA Max, To Do So Will Destroy The Integral IC Amplifier



Units on the line drawing are in inches, units in brackets are in millimeters. Refer to 127-3293A for more information.



21592 Marilla Street, Chatsworth, California 91311 Phone: 818.700.7818 Fax:818.700.7880
www.dytran.com For permission to reprint this content, please contact info@dytran.com