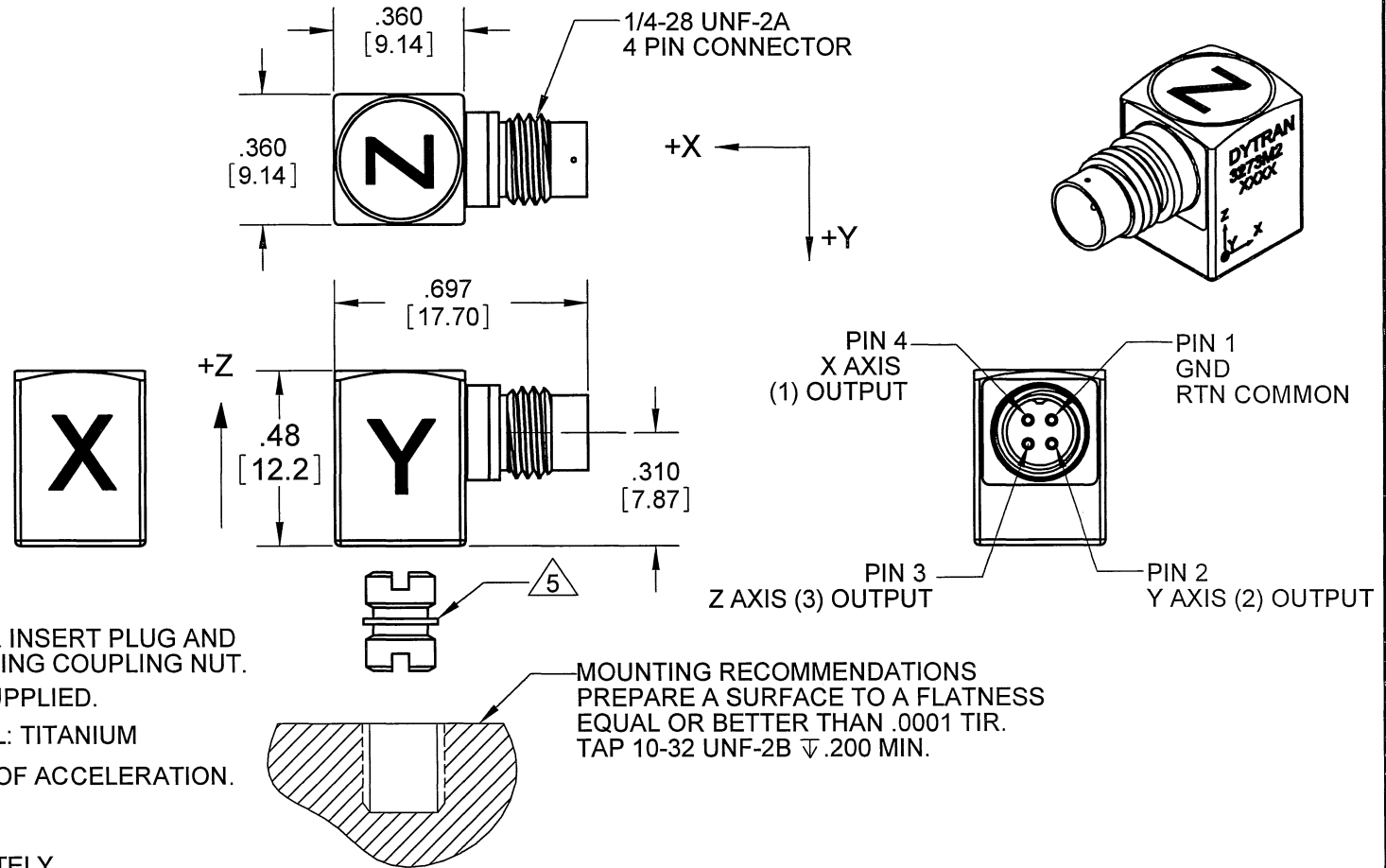


PROPRIETARY AND CONFIDENTIAL

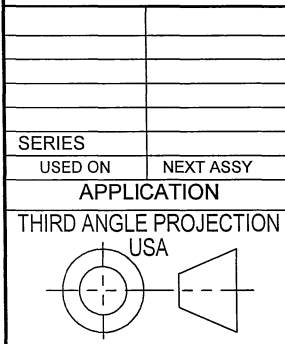
THE INFORMATION CONTAINED IN THIS DRAWING IS THE SOLE PROPERTY OF DYTRAN INSTRUMENTS INC. ANY REPRODUCTION IN PART OR AS A WHOLE WITHOUT THE WRITTEN PERMISSION OF DYTRAN INSTRUMENTS, INC. IS PROHIBITED

REVISIONS

REV	ECN	DESCRIPTION	BY/DATE	CHK	APPR
C	7027	ADDED NOTE 6	JS 08/18/10	PA	



- 6. TO MATE CABLE TO CONNECTOR INSERT PLUG AND ENGAGE KEYWAY BEFORE TURNING COUPLING NUT.
 - 5. MOUNTING STUD MODEL 6200 SUPPLIED.
 - 4. HOUSING/CONNECTOR MATERIAL: TITANIUM
 - 3. ARROWS INDICATE DIRECTIONS OF ACCELERATION FOR POSITIVE OUTPUT.
 - 2. SENSITIVITY: 100 mV/G
 - 1. WEIGHT: 4.0 GRAMS APPROXIMATELY
- NOTES: UNLESS OTHERWISE SPECIFIED.



UNLESS OTHERWISE SPECIFIED:
 INTERPRET DIM & TOL PER ASME Y14.5M - 1994.
 REMOVE BURRS.
 COUNTERSINK INTERNAL THDS 90° TO MAJOR DIA.
 CHAM EXT THDS 45° TO MINOR DIA.
 THD LENGTHS AND DEPTHS ARE FOR MIN FULL THDS.
 THDS PER MIL-S-7742.
 DIMENSIONS APPLY AFTER FINISHING.

ALL MACHINED SURFACES. TOTAL RUNOUT WITHIN .005. BREAK SHARP EDGES .005 TO .010. MACHINED FILLET RADII .005 TO .015. WELDING SYMBOLS PER AWS A2.4. ABBREVIATIONS PER MIL-STD-12.

UNLESS OTHERWISE SPECIFIED:
 DIMENSIONS ARE IN INCHES. DIMENSIONS IN BRACKETS [] ARE IN MILLIMETERS
 TOLERANCES ARE:
 INCHES METRIC ANGLES
 .XX ± .03 .X ± 0.8 ± 1°
 .XXX ± .010 .XX ± 0.25

MATERIAL

FINISH

DO NOT SCALE DRAWING

CONTRACT NO.

APPROVALS		DATE
ORIG	EP	06/11/09
CHK	DV	06/22/09
APP	ANS	06/22/09
APP		

DYTRAN INSTRUMENTS, INC. Chatsworth, CA

MASTER ONLY IF IN RED

TITLE: **OUTLINE/INSTALLATION DRAWING, 3273M2**

SIZE	CAGE CODE	DWG. NO.	REV
A	2W033	127-3273M2	C

SCALE: 4:1 SOLIDWORKS SHEET 1 OF 1

MODEL NUMBER 3273M2	PERFORMANCE SPECIFICATION	DOC NO. PS3273M2
	TRIAxIAL ACCELEROMETER, IEPE	REV G ECN 11192 07/25/14



Actual Size

- **ULTRA LOW FREQUENCY RESPONSE**
- **ULTRA LOW NOISE LEVEL**
- **STUD MOUNT**

	ENGLISH		SI	
Weight	0.14	oz	4.0	grams
Mounting	10-32 UNF-2B		10-32 UNF-2B	
Connector [1]	4-pin		4-pin	
Housing	Ti-6 AL-4V		Ti-6 AL-4V	
	Ti-6 AL-4V		Ti-6 AL-4V	
Sensing Element	Case ground		Case ground	
	Ceramic		Ceramic	
	Shear		Shear	

PERFORMANCE

Sensitivity, +15-10% [2]	100	mV/g	10.19	mV/m/s ²
Acceleration Range	+/-50	Gpeak	+/-491	m/s ² peak
Frequency Range, +15/-10%	0.88 - 5000	Hz	0.88 - 5000	Hz
Resonance Frequency	>24	kHz	>24	kHz
Linearity [3]	1	%F.S.	1	%F.S.
Transverse Sensitivity Max	6	%	6	%
Noise floor	0.00095	Grms	0.009	m/s ² rms
Spectral Noise	1Hz	207	μGrms/sqr(Hz)	2031
	10Hz	52	μGrms/sqr(Hz)	510
	100Hz	32	μGrms/sqr(Hz)	314
	1000Hz	11	μGrms/sqr(Hz)	108
	10000Hz	8	μGrms/sqr(Hz)	78

ELECTRICAL

Supply Current Range [4]	2 to 20	mA	2 to 20	mA
Compliance Voltage Range	+18 to +30	VDC	+18 to +30	VDC
Output Impedance, Typ.	100	Ω	100	Ω
Output Bias Voltage	+11 to +13	VDC	+11 to +13	VDC
Discharge Time Constant	0.3-0.8	sec	0.3-0.8	sec

ENVIRONMENTAL

Shock Max	5000	Gpk	49050	m/s ²
Vibration Max	3000	Gpk	29430	m/s ²
Operating Temperature	-60 to +165	°F	-51 to +74	°C
Seal	Hermetic		Hermetic	
Magnetic Sensitivity at 100 Gauss	0.000013	g/Gauss	0.00013	m/s ² /Gauss
Base Strain Sensitivity	0.02	g/με	0.1962	m/s ² /με

Model	Sensitivity (mV/g)	Range (Gpeak)	Resolution (Grms)	Oper. Temp(°F)	TC

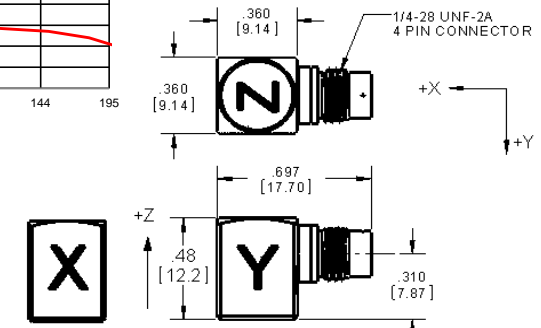
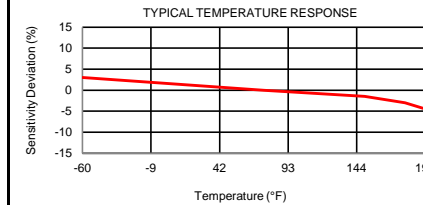
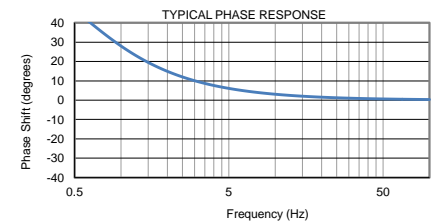
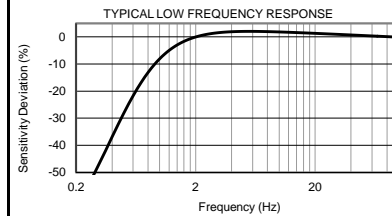
Please, refer to the performance specifications of the products in this family for detailed description

Supplied Accessories:

- 1) Accredited calibration certificate (ISO 17025)
- 2) Mounting Stud Model 6200

Notes:

- [1] Glass to metal Seal connector. Mates with Dytran cable model 6811AXX or 6824AXX (XX=length in feet)
- [2] Measured at 100 Hz, 1 Grms per ISA RP 37.2
- [3] Linearity is % of specified full scale (or any less full-scale range), zero-based best fit straight line method.
- [4] Do not apply power to this device without current limiting, 20mA Max, to do so will destroy the integral IC amplifier



Units on the line drawing are in inches, units in brackets are in millimeters. Refer to 127-3273M2 for more information.



21592 Marilla Street, Chatsworth, California 91311 Phone: 818.700.7818 Fax:818.700.7880
 www.dytran.com For permission to reprint this content, please contact info@dytran.com