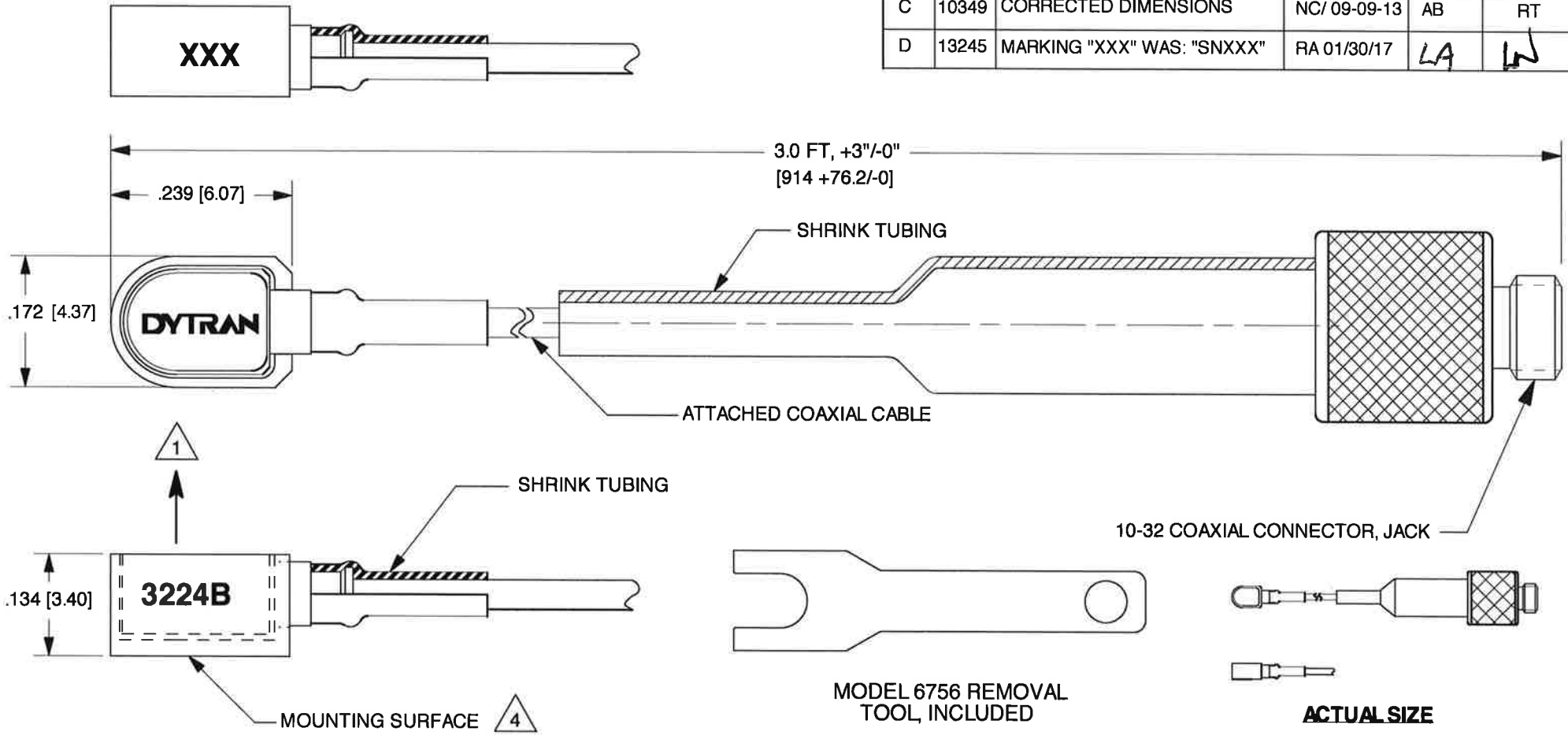


DYTRAN PROPRIETARY AND CONFIDENTIAL
 THE INFORMATION CONTAINED IN THIS DRAWING IS THE SOLE PROPERTY OF
 DYTRAN INSTRUMENTS, INC. AND ANY REPRODUCTION IN PART OR AS A WHOLE
 OR ANY OTHER DISSEMINATION OF THIS INFORMATION WITHOUT THE WRITTEN
 PERMISSION OF DYTRAN INSTRUMENTS, INC. IS PROHIBITED.

REV	ECN	DESCRIPTION	BY/DATE	CHK	APPR
A	9468	INITIAL RELEASE	AB 01/04/13	JS	AS
B	9935	UPDATED VIEW OF CONNECTOR	AB 05/10/13	JS	RT
C	10349	CORRECTED DIMENSIONS	NC/ 09-09-13	AB	RT
D	13245	MARKING "XXX" WAS: "SNXXX"	RA 01/30/17	LA	W



- 4 APPLY ADHESIVE TO THIS SURFACE TO MOUNT.
- 3. CASE AND CONNECTOR MATERIAL: TITANIUM. GROUND ISOLATION ADAPTOR: ALUMINUM ALLOY, ANODIZED.
- 2. WEIGHT LESS CABLE: 0.3 GRAMS MAX
- 1 ARROW INDICATES SENSE AND DIRECTION OF INPUT ACCELERATION FOR POSITIVE GOING OUTPUT SIGNAL

UNLESS OTHERWISE SPECIFIED: DIMENSIONS ARE IN INCHES DIMENSIONS IN BRACKETS [] ARE IN MILLIMETERS. TOLERANCES ARE:		
INCHES	MILLIMETERS	ANGLES
.XX ±.03	.X ±.08	±1°
.XXX ±.005	.XX ±.025	

MASTER ONLY IF IN RED

CHATSORTH, CA.

SCALE 5X	DESIGN N.C.	DATE 5/11/11			
DRAWN N.C.	DATE 5/11/11	PART NO. MODEL 3224B			
CHECKED J.S.	DATE 5/11/11	MAT'L			REV D
APPROVED R.T.	DATE 5/11/11	NEXT ASSEMBLY	USED ON		
TITLE OUTLINE/INSTALLATION DRAWING, MODEL 3224B GROUND-ISOLATED ACCELEROMETER, 10 mV/g			DWG. NO. 127-3224B		
			SHEET 1 OF 1		

MODEL NUMBER 3224B	PERFORMANCE SPECIFICATION	DOC NO. PS3224B
-------------------------------------	----------------------------------	----------------------------------

IEPE ACCELEROMETER REV E, ECN 13492, 06/05/17



- **MINIATURE SIZE**
- **HIGH SENSITIVITY**
- **EPOXY SEALED CABLE CONNECTION**
- **GROUND ISOLATED**

PHYSICAL

Weight, Less Cable, Max
Mounting Provision
Connector [2]
Case Material
Isolation Cup Material
Sensing Element

ENGLISH		SI	
0.0105	oz	0.3	grams
[1]		[1]	
Integral cable		Integral cable	
Titanium		Titanium	
Anodized Aluminum		Anodized Aluminum	
Planar Shear Piezoceramic		Planar Shear Piezoceramic	

PERFORMANCE

Sensitivity [3] [4]
Range F.S. For ± 5 Volts Output
Frequency Response, ±10%
Frequency Response, ±3db
Resonant Frequency, NOM
Equivalent Electrical Noise Floor
Amplitude Non-Linearity [5]
Transverse Sensitivity, Max.
Strain Sensitivity @250µε

9 to 14	mV/g	.9 to 1.4	mV/ m/s ²
± 500	g	± 4905	m/s ²
0.3 to 20000	Hz	0.3 to 20000	Hz
0.15 to 60000	Hz	0.15 to 60000	Hz
>95	kHz	>95	kHz
0.023	g rms	0.225	m/s ² rms
± 1%	%F.S	± 1%	%F.S
5%		5%	
0.14	g/µε	1.37	m/s ² /µε

ENVIRONMENTAL

Maximum Vibration
Maximum Shock
Temperature Range
Seal

900	grms	8820	m/s ² rms
3000	±gpk	29400	± m/s ² pk
-60 to +300	°F	-51 to +149	°C
Laser welded, Epoxy Sealed Cable		Laser welded, Epoxy Sealed Cable	

ELECTRICAL

Supply Current [6]
Compliance Voltage Range
Output Impedance TYP
Bias Voltage
Discharge Time Constant
Output Signal Polarity for Acceleration Toward Top
Case Isolation

2 to 20	mA	2 to 20	mA
18 to +30	V	18 to +30	V
100	Ω	100	Ω
+8 to +10	VDC	+8 to +10	VDC
1.1 to 1.5	sec	1.1 to 1.5	sec
Positive		Positive	
10	GΩ	10	GΩ

This family also includes:

Model	Sensitivity (mV/g)	Range (Gpeak)	Resolution (Grms)	Oper. Temp(°F)	TC (sec)

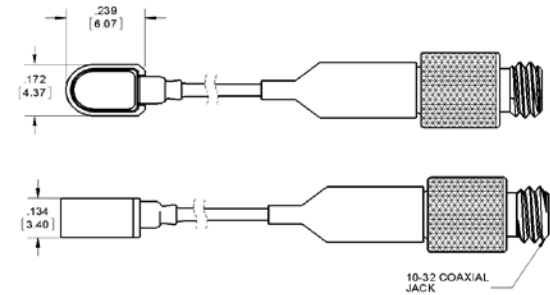
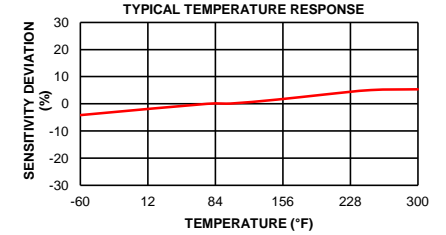
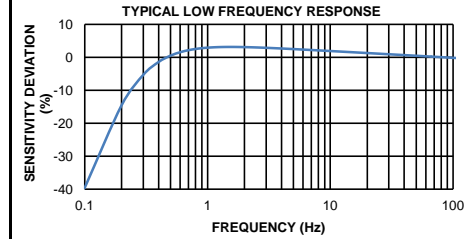
Refer to the performance specifications of the products in this family for detailed description.

Supplied Accessories:

- 1) Model 6756 installation removal wrench.
- 2) Sample of " Small Petro Mounting Wax".
- 3) Accredited calibration certificate (ISO 17025)

Notes:

- [1] Flat mounting surface for adhesive mount.
- [2] 10-32 Jack at end of integral 3FT.cable
- [3] Measured at 100 Hz, 1 G rms per ISA RP 37.2.
- [4] Actual sensitivity is given on a calibration certificate traceable to ISO 17025, supplied with each instrument
- [5] Measured using zero-based best straight-line method.
- [6] Do not apply power to this device without current limiting, 20 mA MAX. To do so will destroy the integral IC amplifier.



Units on the line drawing are in inches, units in brackets are in millimeters. Refer to 127-3224B for more information.



21592 Marilla Street, Chatsworth, California 91311 Phone: 818.700.7818 Fax:818.700.7880 www.dytran.com For permission to reprint this content, please contact info@dytran.com