

PROPRIETARY AND CONFIDENTIAL

THE INFORMATION CONTAINED IN THIS DRAWING IS THE SOLE PROPERTY OF DYTRAN INSTRUMENTS INC. ANY REPRODUCTION IN PART OR AS A WHOLE WITHOUT THE WRITTEN PERMISSION OF DYTRAN INSTRUMENTS INC. IS PROHIBITED

6 4-WIRE CABLE

WIRE	36 AWG, 7/44 SILVER PLATED COPPER
WIRE INSULATION	PFA, .006 NOMINAL WALL
SHIELD	44 AWG SILVER PLATED SOFT COPPER BRAID
JACKET	PFA, WHITE, .006 INCH NOMINAL WALL
DIAMETER	Ø .045 NOMINAL
TEMP	-196 TO +200 DEG C
VOLTAGE	150 VOLTS AC

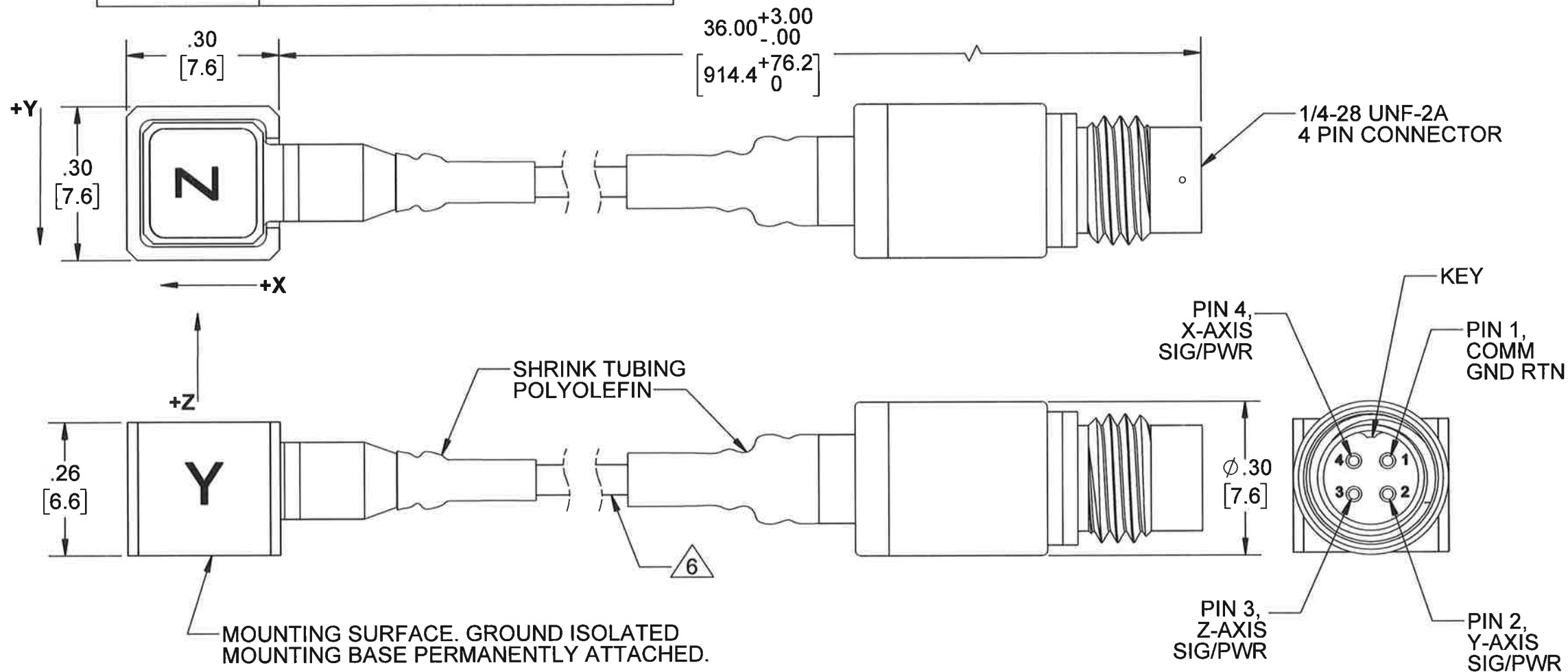
REVISIONS

REV.	ECN	DESCRIPTION	BY/DATE	CHK	APPR
A	13348	INITIAL RELEASE	NDC 03/16/17	LN	AS
B	13437	ADDED "LOW OUTGASSING" NOTE	JB 5/9/2017	MH	LN

MODEL	SENSITIVITY
3133D15T	0.25 mV/g
3133D16T	0.7 mV/g
3133D17T	2mV/g
3133D18T	5mV/g
3133D19T	10mV/g



REMOVAL TOOL, MODEL 6981, INCLUDED



- 7. LOW OUTGASSING.
- 6 SEE TABLE FOR 4 WIRE CABLE SPECIFICATIONS.
- 5. DYTRAN MODEL 6298 PETRO MOUNTING WAX AND MODEL 6981 REMOVAL TOOL, SUPPLIED.
- 4. ARROWS INDICATE DIRECTION OF ACCELERATION FOR POSITIVE OUTPUT.
- 3 FOR BEST FREQUENCY RESPONSE, PREPARE A FLAT MOUNTING SURFACE OF AT LEAST Ø .39, FLAT TO .0001 TIR. APPLY ONE DROP OF CYANOACRYLATE ADHESIVE TO MOUNT THE ACCELEROMETER.
- 2. HOUSING MATERIAL: TITANIUM ALLOY. ISOLATION BASE: ANODIZED ALUMINUM.
- 1. WEIGHT: 1.3 GRAMS MAX, LESS CABLE.

NOTES: UNLESS OTHERWISE SPECIFIED

UNLESS OTHERWISE SPECIFIED: INTERPRET DIM & TOL PER ASME Y14.5M - 1994. REMOVE BURRS. COUNTERSINK INTERNAL THDS 90° TO MAJOR DIA. CHAM EXT THDS 45° TO MINOR DIA. THD LENGTHS AND DEPTHS ARE FOR MIN FULL THDS. DIMENSIONS APPLY AFTER FINISHING.

ALL MACHINED SURFACES: 63/ TOTAL RUNOUT WITHIN .005. BREAK SHARP EDGES .005 TO .010. MACHINED FILLET RADII .005 TO .015. WELDING SYMBOLS PER AWS A2.4. ABBREVIATIONS PER MIL-STD-12.

UNLESS OTHERWISE SPECIFIED: DIMENSIONS ARE IN INCHES. DIMENSIONS IN BRACKETS [] ARE IN MILLIMETERS. TOLERANCES ARE: DECIMALS: .XX ± .03, .XXX ± .010; METRIC: .X ± 0.8, .XX ± 0.25; ANGLES: ± 1°

APPROVALS		DATE
ORIG	NDC	03/13/17
CHK	LN	03/31/17
APP	AS	04/04/17

DO NOT SCALE DRAWING

THIRD ANGLE PROJECTION

DYTRAN MASTER INSTRUMENTS, INC. Chatsworth, CA ONLY IN RED

TITLE: **OUTLINE/INSTALLATION DRAWING, 3133D15T**

SIZE	CAGE CODE	DWG NO	REV
B	2W033	127-3133D15T	B

SCALE: 1:1 SHEET 1 OF 1

Model Number 3133D19T	PERFORMANCE SPECIFICATION			DOC NO PS3133D19T
	Accelerometer, Triaxial, IEPE			REV C, ECN 14747, 12/11/18



- ULTRA MINIATURE SIZE
- IDEAL LOW FREQUENCY RESPONSE
- LOW BASE STRAIN SENSITIVITY
- TEDS FEATURE
- GROUND ISOLATION
- LOW OUTGASSING

	ENGLISH		SI	
PHYSICAL				
Weight	0.05	oz	1.3	grams
Mounting	Adhesive		Adhesive	
Integral Cable	Length	3	ft	914
Connector	Type	4-pin		4-pin
Housing	Material	Titanium		Titanium
Isolation Cup	Material	Anodized Al		Anodized Al
Sensing Element	Material	Ceramic		Ceramic
	Mode	Shear		Shear

	ENGLISH		SI	
PERFORMANCE				
Sensitivity [1], [2], ± 25%	10	mV/g	1.0	mV/m/s ²
Acceleration Range	500	Gpeak	4905	m/s ² peak
Frequency Range, ±5%	0.3 to 6000	Hz	0.3 to 6000	Hz
Frequency Range, ±10%	0.25 to 10000	Hz	0.25 to 10000	Hz
Linearity [4]	± 1	% F.S.	± 1	% F.S.
Resonance Frequency	>27	kHz	>27	kHz
Transverse Sensitivity	6	%	6	%
Output Impedance	100	Ω	100	Ω
Noise floor, Max.	0.02	Grms	0.20	m/s ² rms

	ENGLISH		SI	
ENVIRONMENTAL				
Maximum Shock	3,000	Gpeak	29430	m/s ²
Maximum Vibration	900	Gpeak	8829	m/s ²
Operating Temperature	-67 to +320	°F	-55 to 160	°C
TEDS Operating Temperature	-40 to +185	°F	-40 to +85	°C
Magnetic Sensitivity at 100 Gauss	0.0002	g/Gauss	0.002	m/s ² /Gauss
Base Strain Sensitivity	0.001	g/με	0.01	m/s ² /με

	ENGLISH		SI	
ELECTRICAL				
Compliance Voltage	+18 to +30	VDC	+18 to +30	VDC
Current Range [4]	2 to 20	mA	2 to 20	mA
Case Isolation, Min.	10	GΩ	10	GΩ
Bias Voltage	+8 to +10	VDC	+8 to +10	VDC
Discharge Time Constant	1.1 to 2.5	seconds	1.1 to 2.5	seconds
Output Impedance	100	Ω	100	Ω
TEDS Feature	IEEE 1451.4		IEEE 1451.4	

This family also includes:

Model	Sensitivity (mV/g)	Range (Gpeak)	Resolution (Grms)	Oper. Temp(°F)	TC
3133D15T	0.25	20,000	0.5	-67 to 320	0.5 to 4.0
3133D16T	0.7	5,000	0.3	-67 to 320	0.5 to 2.5
3133D17T	2	2,500	0.15	-67 to 320	0.3 to 2.5
3133D18T	5	1,000	0.06	-67 to 320	1.1 to 2.5

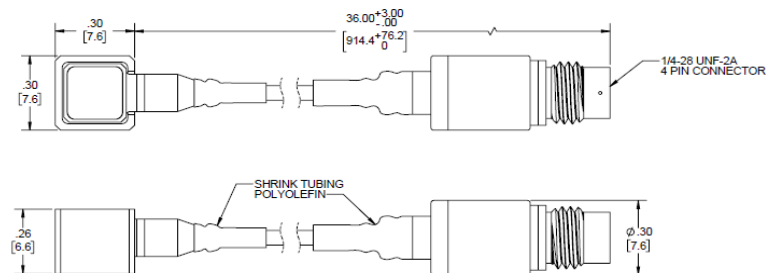
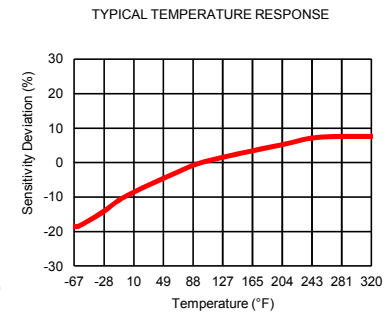
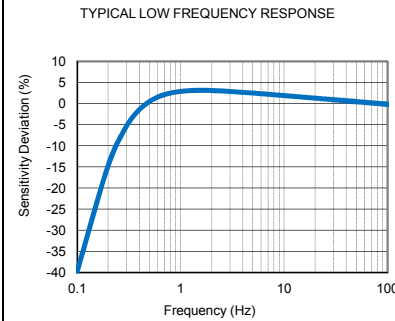
Refer to the performance specifications of the products in this family for detailed description

Supplied Accessories:

- 1) Model 6298 small petro wax
- 2) Model 6981 removal tool
- 3) Accredited calibration certificate (ISO 17025)

Notes:

- [1] Measured at 100 Hz, 10 Grms
- [2] Actual sensitivity is given on a calibration certificate
- [3] Do not apply power to this device without current limiting, 20mA max, to do so will destroy the integral IC amplifier
- [4] Measured using zero-based straight line method, % of F.S. or any lesser range.



Units on the line drawing are in inches, units in brackets are in millimeters. Refer to 127-3133D15T for more information.

