

PROPRIETARY AND CONFIDENTIAL

THE INFORMATION CONTAINED IN THIS DRAWING IS THE SOLE PROPERTY OF DYTRAN INSTRUMENTS INC. ANY REPRODUCTION IN PART OR AS A WHOLE WITHOUT THE WRITTEN PERMISSION OF DYTRAN INSTRUMENTS INC. IS PROHIBITED

6 4-WIRE CABLE

WIRE	36 AWG, 7/44 SILVER PLATED COPPER
WIRE INSULATION	PFA, .006 NOMINAL WALL
SHIELD	44 AWG SILVER PLATED SOFT COPPER BRAID
JACKET	PFA, WHITE, .006 INCH NOMINAL WALL
DIAMETER	Ø .045 NOMINAL
TEMP	-196 TO +200 DEG C
VOLTAGE	150 VOLTS AC

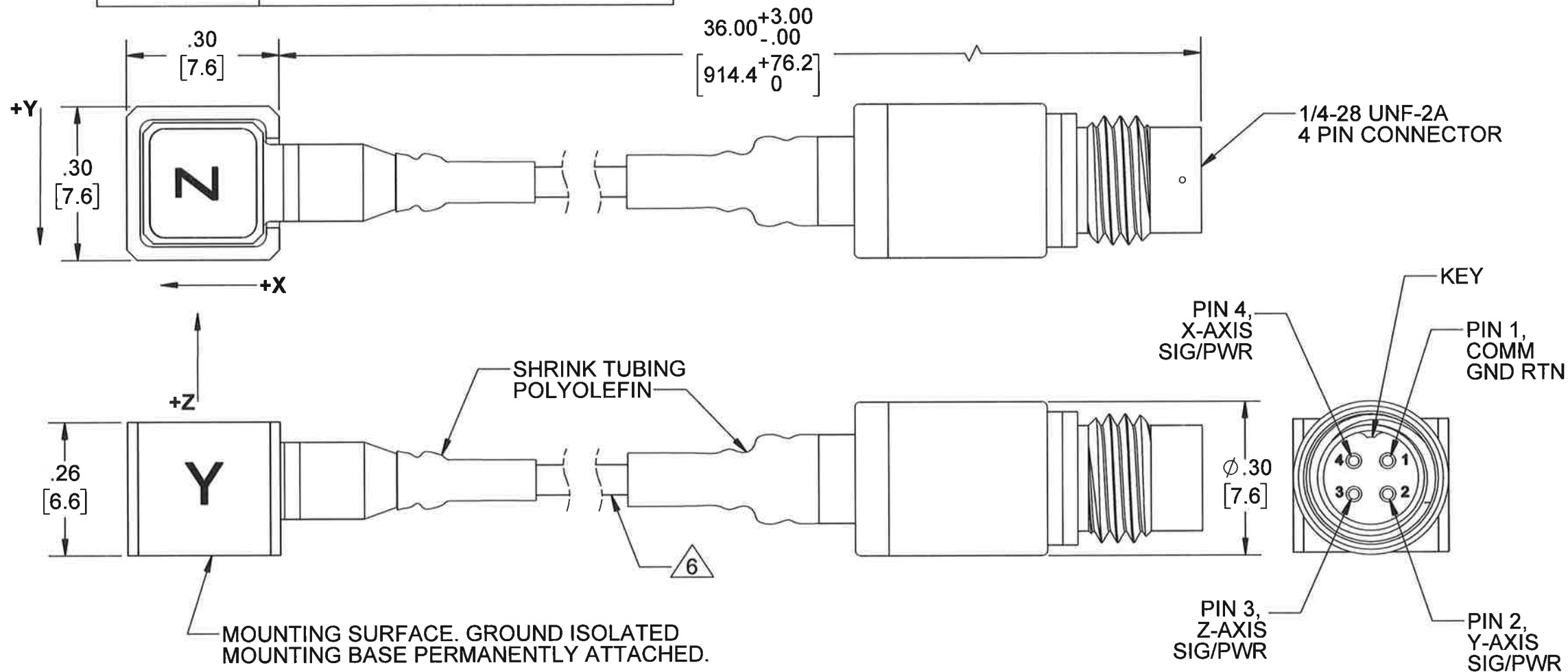
REVISIONS

REV.	ECN	DESCRIPTION	BY/DATE	CHK	APPR
A	13348	INITIAL RELEASE	NDC 03/16/17	LN	AS
B	13437	ADDED "LOW OUTGASSING" NOTE	JB 5/9/2017	MH	LN

MODEL	SENSITIVITY
3133D15T	0.25 mV/g
3133D16T	0.7 mV/g
3133D17T	2mV/g
3133D18T	5mV/g
3133D19T	10mV/g



REMOVAL TOOL, MODEL 6981, INCLUDED



- 7. LOW OUTGASSING.
- 6 SEE TABLE FOR 4 WIRE CABLE SPECIFICATIONS.
- 5. DYTRAN MODEL 6298 PETRO MOUNTING WAX AND MODEL 6981 REMOVAL TOOL, SUPPLIED.
- 4. ARROWS INDICATE DIRECTION OF ACCELERATION FOR POSITIVE OUTPUT.
- 3 FOR BEST FREQUENCY RESPONSE, PREPARE A FLAT MOUNTING SURFACE OF AT LEAST Ø .39, FLAT TO .0001 TIR. APPLY ONE DROP OF CYANOACRYLATE ADHESIVE TO MOUNT THE ACCELEROMETER.
- 2. HOUSING MATERIAL: TITANIUM ALLOY. ISOLATION BASE: ANODIZED ALUMINUM.
- 1. WEIGHT: 1.3 GRAMS MAX, LESS CABLE.

NOTES: UNLESS OTHERWISE SPECIFIED

UNLESS OTHERWISE SPECIFIED: INTERPRET DIM & TOL PER ASME Y14.5M - 1994. REMOVE BURRS. COUNTERSINK INTERNAL THDS 90° TO MAJOR DIA. CHAM EXT THDS 45° TO MINOR DIA. THD LENGTHS AND DEPTHS ARE FOR MIN FULL THDS. DIMENSIONS APPLY AFTER FINISHING.

ALL MACHINED SURFACES: 63/ TOTAL RUNOUT WITHIN .005. BREAK SHARP EDGES .005 TO .010. MACHINED FILLET RADII .005 TO .015. WELDING SYMBOLS PER AWS A2.4. ABBREVIATIONS PER MIL-STD-12.

UNLESS OTHERWISE SPECIFIED: DIMENSIONS ARE IN INCHES. DIMENSIONS IN BRACKETS [] ARE IN MILLIMETERS. TOLERANCES ARE: DECIMALS: .XX ± .03, .XXX ± .010; METRIC: .X ± 0.8, .XX ± 0.25; ANGLES: ± 1°

APPROVALS		DATE
ORIG	NDC	03/13/17
CHK	LN	03/31/17
APP	AS	04/04/17

DO NOT SCALE DRAWING

THIRD ANGLE PROJECTION

DYTRAN MASTER INSTRUMENTS, INC. Chatsworth, CA ONLY IN RED

TITLE: **OUTLINE/INSTALLATION DRAWING, 3133D15T**

SIZE	CAGE CODE	DWG NO	REV
B	2W033	127-3133D15T	B

SCALE: 1:1 SHEET 1 OF 1

Model Number	PERFORMANCE SPECIFICATION		DOC NO PS3133D15T
3133D15T	Accelerometer, Triaxial, IEPE		REV D, ECN 15408, 11/11/19



- ULTRA MINIATURE SIZE
- IDEAL LOW FREQUENCY RESPONSE
- LOW BASE STRAIN SENSITIVITY
- TEDS FEATURE
- GROUND ISOLATION
- LOW OUTGASSING

PHYSICAL

Weight
Mounting
Integral Cable Length
Connector Type
Housing Material
Isolation Cup Material
Sensing Element Material
Mode

ENGLISH		SI	
0.05	oz	1.3	grams
Adhesive		Adhesive	
3	ft	914	mm
4-pin		4-pin	
Titanium		Titanium	
Anodized Al		Anodized Al	
Quartz		Quartz	
Shear		Shear	

PERFORMANCE

Sensitivity [1], ± 25%
Acceleration Range
Frequency Range, ±5%
Frequency Range, ±10%
Linearity [4]
Resonance Frequency
Transverse Sensitivity
Output Impedance
Noise floor, Max.

0.25	mV/g	0.025	mV/m/s ²
20,000	Gpeak	196200	m/s ² peak
0.7 to 6000	Hz	0.7 to 6000	Hz
0.7 to 10000	Hz	0.7 to 10000	Hz
± 1	% F.S.	± 1	% F.S.
>27	kHz	>27	kHz
6	%	6	%
100	Ω	100	Ω
0.50	Grms	4.91	m/s ² rms

ENVIRONMENTAL

Maximum Shock
Maximum Vibration
Operating Temperature
TEDS Operating Temperature
Seal
Magnetic Sensitivity at 100 Gauss
Base Strain Sensitivity

25,000	Gpeak	245250	m/s ²
22,000	Gpeak	215820	m/s ²
-67 to +320	°F	-55 to 160	°C
-40 to +185	°F	-40 to +85	°C
Hermetic		Hermetic	
0.0002	g/Gauss	0.002	m/s ² /Gauss
0.001	g/με	0.01	m/s ² /με

ELECTRICAL

Compliance Voltage
Current Range [4]
Case Isolation, Min.
Bias Voltage
Discharge Time Constant
Output Impedance
TEDS Feature

+18 to +30	VDC	+18 to +30	VDC
2 to 20	mA	2 to 20	mA
10	GΩ	10	GΩ
+7 to +10	VDC	+7 to +10	VDC
0.5 to 4.0	seconds	0.5 to 4.0	seconds
100	Ω	100	Ω
IEEE 1451.4		IEEE 1451.4	

This family also includes:

Model	Sensitivity (mV/g)	Range (Gpeak)	Resolution (Grms)	Oper. Temp(°F)	TC
3133D16T	0.7	5000	0.30	-67 to 320	0.5 to 2.5
3133D17T	2	2500	0.15	-67 to 320	0.3 to 2.5
3133D18T	5	1000	0.06	-67 to 320	1.1 to 2.5
3133D19T	10	500	0.02	-67 to 320	1.1 to 2.5

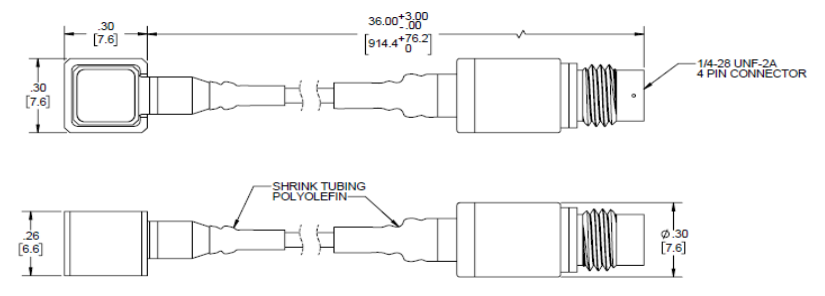
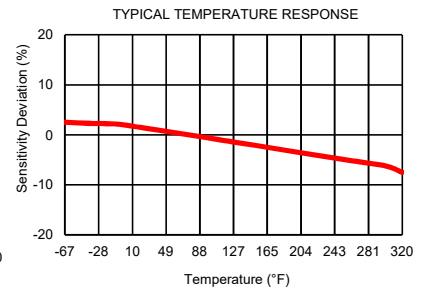
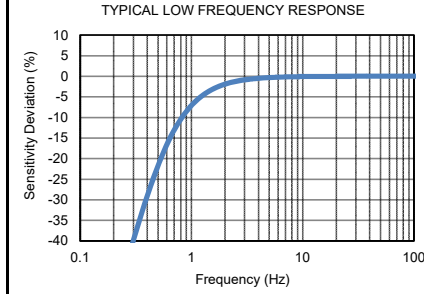
Refer to the performance specifications of the products in this family for detailed description

Supplied Accessories:

- 1) Model 6298 small petro wax
- 2) Model 6741 removal tool
- 3) Accredited calibration certificate (ISO 17025)

Notes:

- [1] Measured at 100 Hz, 10 Grms
- [2] Actual sensitivity is given on a calibration certificate
- [3] Measured using zero-based straight line method, % of F.S. or any lesser range.
- [4] Do not apply power to this device without current limiting, 20mA max, to do so will destroy the integral IC amplifier
- [5] In the interest of constant product improvement, we reserve the rights to change the specifications without notice. It is the customer's responsibility to validate that a particular product with the properties described in the product specification is suitable for use in a particular application. Parameters provided in datasheets and / or specifications may vary in different applications and performance may vary overtime. All operating parameters, including typical parameters, must be validated for each customer application by the customer's technical experts.



Units on the line drawing are in inches, units in brackets are in millimeters. Refer to 127-3133D15T for more information.



21592 Marilla Street, Chatsworth, California 91311 Phone: 818.700.7818 Fax:818.700.7880 www.dytran.com For permission to reprint this content, please contact info@dytran.com