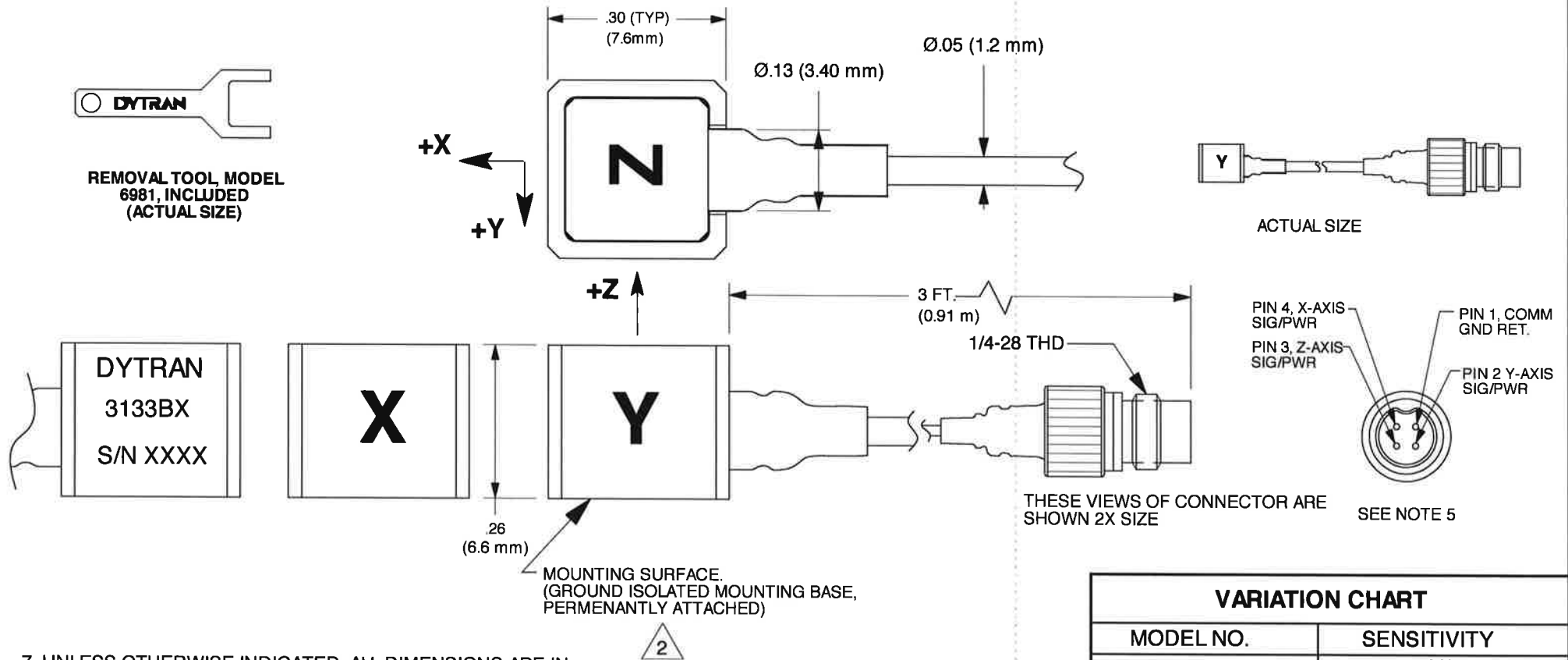


DYTRAN PROPRIETARY AND CONFIDENTIAL
 THE INFORMATION CONTAINED IN THIS DRAWING IS THE SOLE PROPERTY OF
 DYTRAN INSTRUMENTS, INC. AND ANY REPRODUCTION IN PART OR AS A WHOLE
 OR ANY OTHER DISSEMINATION OF THIS INFORMATION WITHOUT THE WRITTEN
 PERMISSION OF DYTRAN INSTRUMENTS, INC. IS PROHIBITED.

REV	ECN	DESCRIPTION	BY/DATE	CHK	APPR
A	9456	INITIAL RELEASE	NC/12-21-12	EP	DV
B	12409	UPDATED VIEW OF CONNECTOR (KNURLING)	JS 12/15/15	LA	AS



7. UNLESS OTHERWISE INDICATED, ALL DIMENSIONS ARE IN INCHES. mm DIMENSIONS ARE INDICATED BY PARENTHESES.

INCHES	METRIC	ANGLES
.XX ±.03	.X ± 0.8	± 1°
.XXX ±.010	.XX ± 0.25	

- MODEL 6298 PETRO MOUNTING WAX IS INCLUDED.
- MATING CABLES ARE MODELS 6824AXX (SANOPRENE), OR 6811AXX, (TEFLON) 4-PIN CONNECTOR TO 3 BNC's. "XX" IS THE CABLE LENGTH IN FEET.
- HOUSING MATERIAL: TITANIUM. GND. ISO BASE: ANODIZED ALUMINUM.
- THE LETTERS "X", "Y", & "Z" INDICATE THE DIRECTION OF ACCELERATION OF EACH AXIS FOR POSITIVE GOING OUTPUT VOLTAGE (AS THE MARKED SURFACE ACCELERATES TOWARD THE VIEWER.) SEE DIRECTIONAL ARROWS ON FACE OF DRAWING.
- FOR BEST FREQUENCY RESPONSE, PREPARE FLAT MOUNTING SURFACE OF AT LEAST .45 DIAMETER, FLAT TO .0001 TIR. APPLY ONE OR TWO DROPS OF CYANOACRYLATE ADHESIVE TO MOUNT THE ACCELEROMETER.
- WEIGHT, LESS CABLE: 0.9 GRAMS.

VARIATION CHART	
MODEL NO.	SENSITIVITY
3133B1	9-14 mV/g
3133B2	2-5 mV/g
3133B3	5-10 mV/g

DYTRAN INSTRUMENTS, INC. MASTER ONLY IF IN RED CHATSWORTH, CA.

SCALE 4X	DESIGN N.C.	DATE 12-21-12		
DRAWN N.C.	DATE 5-21-12	PART NO. MODEL 3133B1, B2 & B3		
CHECKED D.V.	DATE 5-21-12	MAT'L		REV B
APPROVED D.V.	DATE 5-21-12	NEXT ASSEMBLY	USED ON 3133B SERIES	
TITLE OUTLINE/INSTALLATION DRAWING, MODEL 3133B1, B2 & B3 GROUND-ISOLATED TRIAXIAL ACCELEROMETERS			DWG NO. 127-3133B	
			SHEET 1 OF 1	



- **ULTRA MINIATURE SIZE**
- **HIGH SENSITIVITY**
- **IDEAL LOW FREQUENCY RESPONSE**
- **GROUND ISOLATED**

	ENGLISH		SI	
PHYSICAL				
Weight	0.03	oz	0.8	grams
Mounting	Adhesive		Adhesive	
Integral Cable	Length		914	mm
	Type		TFE	
Connector	Type		4-pin	
Housing	Material		Titanium	
Isolation Cup	Material		Anodized Al	
Sensing Element	Material		Ceramic	
	Mode		Shear	

PERFORMANCE

Sensitivity [1], [2], ±15%	10	mV/g	1.02	mV/m/s ²
Acceleration Range	500	Gpeak	4905	m/s ² peak
Frequency Range, ±5%	0.3 to 6000	Hz	0.3 to 6000	Hz
Frequency Range, ±10%	0.25 to 10000	Hz	0.25 to 10000	Hz
Resonance Frequency	>35	kHz	>35	kHz
Transverse Sensitivity	6	%	6	%
Noise floor	0.02	Grms	0.20	m/s ² rms
Spectral Noise	1Hz	4000 μGrms/sqr(Hz)	39240	μm/s ² rms/sqr(Hz)
	10Hz	2000 μGrms/sqr(Hz)	19620	μm/s ² rms/sqr(Hz)
	100Hz	500 μGrms/sqr(Hz)	4905	μm/s ² rms/sqr(Hz)
	1000Hz	200 μGrms/sqr(Hz)	1962	μm/s ² rms/sqr(Hz)
	10000Hz	90 μGrms/sqr(Hz)	883	μm/s ² rms/sqr(Hz)

ENVIRONMENTAL

Shock	5000	Gpeak	49050	m/s ²
Vibration	900	Gpeak	8829	m/s ²
Operating Temperature	-60 to +250	°F	-51 to 121	°C
Seal	Epoxy		Epoxy	
Magnetic Sensitivity at 100 Gauss	0.00004	g/Gauss	0.00039	m/s ² /Gauss
Base Strain Sensitivity	0.15	g/με	1.47	m/s ² /με

ELECTRICAL

Compliance Voltage	+18 to +30	VDC	+18 to +30	VDC
Current Range	2 to 20	mA	2 to 20	mA
Discharge Time Constant	1.0 to 2.5	seconds	1.0 to 2.5	seconds
Case Isolation, Min	10	GΩ	10	GΩ
Bias Voltage	+8 to +10	VDC	+8 to +10	VDC
Output Impedance	100	Ω	100	Ω

This family also includes:

Model	Sensitivity (mV/g)	Range (Gpeak)	Resolution (Grms)	Oper. Temp(°F)	TC
3133B2	2	2500	0.15	-60 to 300	0.3 to 2.5
3133B3	5	1000	0.06	-60 to 250	1.0 to 2.5

Please, refer to the performance specifications of the products in this family for detailed description

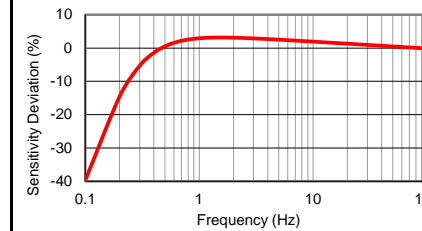
Supplied Accessories:

- 1) Model 6298 small petro wax
- 2) Model 6741 removal tool
- 3) Accredited calibration certificate (ISO 17025)

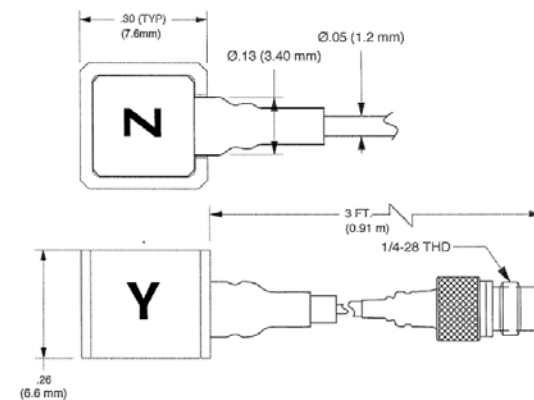
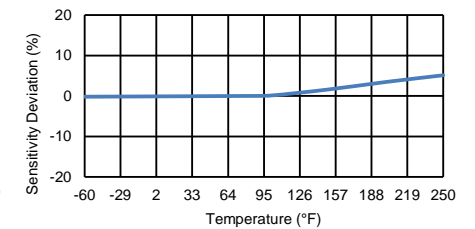
Notes:

- [1] Measured at 100 Hz, 10 Grms
- [2] Actual sensitivity is given on a calibration certificate
- [3] Do not apply power to this device without current limiting, 20mA max, to do so will destroy the integral IC amplifier

TYPICAL LOW FREQUENCY RESPONSE



TYPICAL TEMPERATURE RESPONSE



Units on the line drawing are in inches, units in brackets are in millimeters. Refer to 127-3133B for more information.

