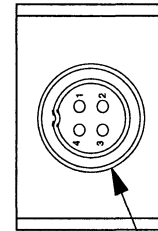
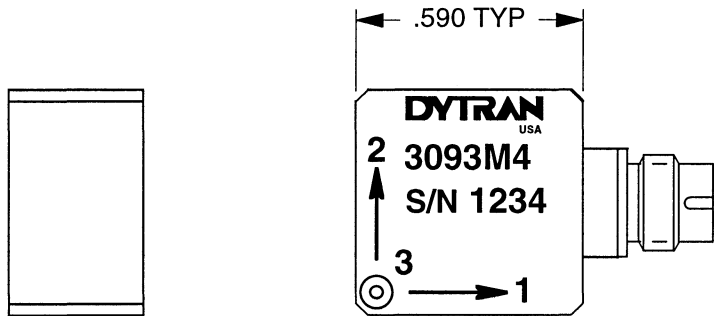
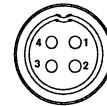
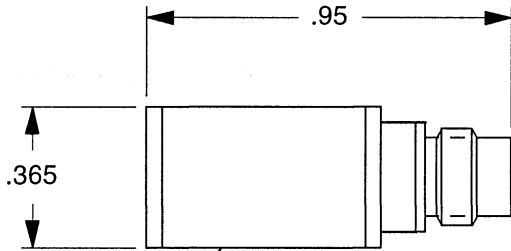


REV	ECN	DESCRIPTION	BY/DATE	CHK	APPR
A	5867	REVISED PINOUT TO MATCH FINAL ASSY DWG ADDED NOTE 5	RLA 03/24/09	98	DV



5



VIEW LOOKING INTO CONNECTOR

**PINOUT**

- PIN #1 SIG/PWR AXIS 1 (X)
- PIN #2 SIG/PWR AXIS 2 (Y)
- PIN #3 SIG/PWR AXIS 3 (Z)
- PIN #4 GND. RETURN, COMMON

MOUNTING SURFACE

5 CABLE SERIES 6430AXX (XX IS LENGTH IN FEET) MUST BE USED TO CONNECT MODEL 3093M4 TO POWER UNIT 4114B1.

- 4. MATERIAL, HOUSING AND CONNECTOR SHELL: TITANIUM ALLOY.
- 3. WEIGHT: 9.5 GMS.
- 2. SIG/PWR GROUND IS ISOLATED FROM CASE, 10 MEGOHMS, MIN.
- 1. ENVIRONMENTAL SEAL: HERMETIC.

<b>DYTRAN</b> INSTRUMENTS, INC.		<b>MASTER ONLY IF IN RED</b>		CHATSWORTH, CA.	
SCALE	2X	REV	DATE	SEE REV BLK	ECN
DATE	10/31/02	PART NO.	MODEL 3093M4		
DRAWN	N.C.	CHECKED	J.S.		
APPROVED	DV 3/31/09		NEXT ASSEMBLY	USED ON	3093M4
TITLE				DWG NO.	
OUTLINE/INSTALLATION DRAWING, MODEL 3093M4 (SEE NOTE #5)				127-3093M4	
SHEET 1 OF 1					



- GROUND ISOLATED
- HERMETICALLY SEALED

ENGLISH	SI
---------	----

**PHYSICAL**

Weight	0.33	oz	9.5	grams
Mounting	Adhesive		Adhesive	
Connector [1]	Type: 4-pin		4-pin	
	Material: Ti-6 AL-4V		Ti-6 AL-4V	
Housing	Material: Ti-6 AL-4V		Ti-6 AL-4V	
	Isolation: Case Isolated		Case Isolated	
Sensing Element	Material: Ceramic		Ceramic	
	Mode: Shear		Shear	

**PERFORMANCE**

Sensitivity, +15/-10 % [2]	50	mV/g	5.10	mV/m/s <sup>2</sup>
Acceleration Range, ±	100	Gpeak	981	m/s <sup>2</sup> peak
Frequency Response, ±10%	0.5 to 5000	Hz	0.5 to 5000	Hz
Resonance Frequency	>30	kHz	>30	kHz
Linearity [3]	1	% F.S.	1	% F.S.
Transverse Sensitivity, Max	6	%	6	%
Noise floor	0.0007	Grms	0.007	m/s <sup>2</sup> rms

**ELECTRICAL**

Supply Current Range [4]	2 to 20	mA	2 to 20	mA
Compliance Voltage Range	+18 to +30	VDC	+18 to +30	VDC
Output Impedance, Typ.	100	Ω	100	Ω
Output Bias Voltage	+11 to +13	VDC	+11 to +13	VDC
Discharge Time Constant	0.5 to 1	sec	0.5 to 1	sec
Electrical Isolation, Min.	10	GΩ	10	GΩ

**ENVIRONMENTAL**

Shock Max	200	g pk	1962	m/s <sup>2</sup>
Vibration Max	120	g pk	1177	m/s <sup>2</sup>
Operating Temperature	-60 to +250	°F	-51 to +121	°C
Seal	Hermetic		Hermetic	

**This family also includes:**

Model	Sensitivity (mV/g)	Range (Gpeak)	Resolution (Grms)	Oper. Temp(°F)	TC

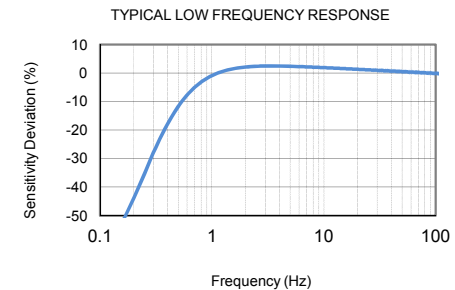
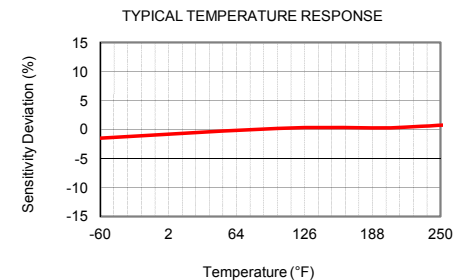
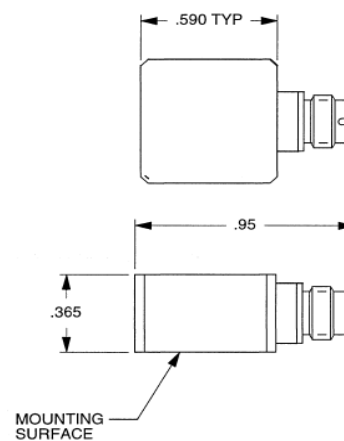
Please refer to the performance specifications of the products in this family for detailed description.

**Supplied Accessories:**

- 1) Accredited Calibration Certificate (ISO 17025).

**Notes:**

- [1] Connector mates with Dytran cable assy. Model 6430AXX (XX = length in feet).
- [2] Reference sensitivity measured at 100 Hz, 1 G RMS per ISA RP 37.2.
- [3] Linearity is % of specified full scale (or any lesser full-scale range), zero-based best fit straight-line method.
- [4] Power only with Dytran LIVM power unit or other Dytran-compatible constant current type power unit.  
If power is applied without current limiting protection, the internal amplifier will be immediately destroyed.
- [5] Case ground isolation is achieved by internal means.



Units on the line drawing are in inches, units in brackets are in millimeters. Refer to 127-3093M4 for more information.

