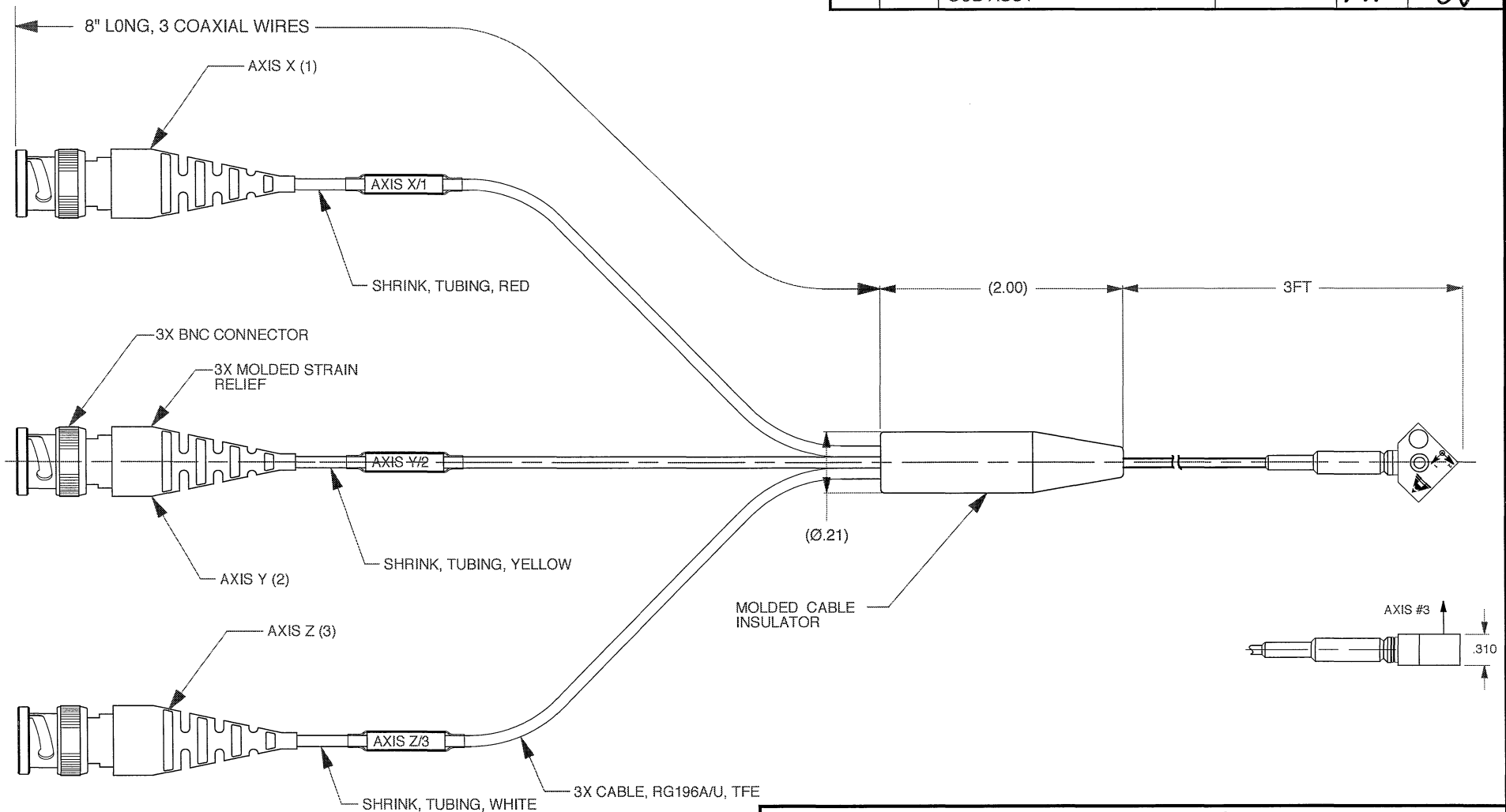


DYTRAN PROPRIETARY AND CONFIDENTIAL
 THE INFORMATION CONTAINED IN THIS DRAWING IS THE SOLE PROPERTY OF
 DYTRAN INSTRUMENTS, INC. AND ANY REPRODUCTION IN PART OR AS A
 WHOLE OR ANY OTHER DISSEMINATION OF THIS INFORMATION WITHOUT THE
 WRITTEN PERMISSION OF DYTRAN INSTRUMENTS, INC. IS PROHIBITED.

REV	ECN	DESCRIPTION	BY/DATE	CHK	APPR
A	7720	REVISED VIEW OF CABLE SUB ASSY	JS 08/03/11	RA	DV



USED ON	NEXT ASSY
APPLICATION	
THIRD ANGLE PROJECTION USA	

UNLESS OTHERWISE SPECIFIED:
 INTERPRET DIM & TOL PER ASME
 Y14.5M-1994. REMOVE BURRS
 COUNTERSINKS INTERNAL THDS 90°
 TO MAJOR DIA CHAM EXT THDS 45°
 TO MAJOR DIA. THD LENGTHS AND
 DEPTHS ARE FOR THDS PER MIL-S-
 7742.
 DIMENSIONS APPLY AFTER
 FINISHING.

ALL MACHINED SURFACES ⁶³✓
 TOTAL RUNOUT WITHIN .005 BREAK
 SHARP EDGES .005 TO .010 MACHINE
 FILLET RADI .005 TO .015. WELDING
 SYMBOLS PER AWS A2.4
 ABBREVIATIONS PER MIL-STD-12

CONTRACT NO		
UNLESS OTHERWISE SPECIFIED DIMENSIONS ARE IN INCHES. DIMENSION IN BRACKETS [] ARE IN MILLIMETERS. TOLERANCES ARE:		
INCHES	METRIC	ANGLES
.XX ± .03	.X ± 0.8	± 1°
.XXX ± 0.10	.XX ± 0.25	
FINISH		
DO NOT SCALE DRAWING		

**MASTER
ONLY IF IN RED**

CHATSWORTH, CA.

SCALE 2X	DESIGN NC	DATE 03/20/00			
DRAWN NC	DATE 03/20/00	PART NO. -			
CHECKED RA	DATE 03/20/00	MAT'L -			REV A
APPROVED	DATE	NEXT ASSEMBLY	USED ON		
TITLE OUTLINE/INSTALLATION, MODEL 3033B2			DWG NO. 127-3033B2		
			SHEET 1 OF 1		

Model Number 3033B2	PERFORMANCE SPECIFICATION			DOC NO PS3033B2
	LIVM TRIAXIAL ACCELEROMETER			REV A, ECN 13145, 12/21/16



- MINIATURE SIZE
- FULL LASER WELDED BODY
- EPOXY SEALED CABLE CONNECTION

PHYSICAL

Weight, not including cable		0.3	oz	8	grams
Size, Accelerometer	HxWxD	0.6 x 0.6 x 0.310	Inches	15 x 15 x 8	mm
Mounting Provision [4]		4-40 x .420 Long	Cap Screw	4-40 x .420 Long	Cap Screw
Cable, Integral		3 BNC Plugs		3 BNC Plugs	
Housing & Cable Adaptor	Material	300 Series SS		300 Series SS	
Cable Jacket	Material	Polyurethane		Polyurethane	
Sensing	Material	Quartz		Quartz	
	Mode	Shear		Shear	

PERFORMANCE

Sensitivity, ±20% [1]		10	mV/g	1.0	mV/m/s ²
Range F.S for ± 5 Volts Output		±500	g	±4905	m/s ²
Frequency Response, ± 10%		1 to 8000	Hz	1 to 8000	Hz
Resonant Frequency		>19	kHz	>19	kHz
Broad Band Resolution		0.007	grms	0.07	m/s ² rms
Linearity [2]		± 2	% F.S.	± 2	% F.S.
Maximum Transverse Sensitivity		5	%	5	%

ENVIRONMENTAL

Maximum Vibration		±750	g's, peak	±7350	m/s ² peak
Maximum Shock		±1000	g's, peak	±9800	m/s ² peak
Temperature Range (Accelerometer)		-60 to 250	°F	-51 to 121	°C
Coefficient of Thermal Sensitivity		0.03	%/°F	0.054	%/°C
Seal		Hermetic		Hermetic	

Electrical

Supply Current Range [3]		2 to 20	mA	2 to 20	mA
Compliance Voltage Range		+18 to +30	Volts	+18 to +30	Volts
Output Impedance, Typ.		100	Ω	100	Ω
Output Bias Voltage		+7 to +9	VDC	+7 to +9	VDC
Discharge Time Constant		0.3 to 1.0	Sec	0.3 to 1.0	Sec
Output Signal Polarity		Positive		Positive	
Electrical Isolation (Sig/Pwr Ground to Case)		>10	MΩ	>10	MΩ

This family also includes:

Model	Sensitivity (mV/g)	Range (g's)	Time Constant (sec)	Noise, Resolution (grms)	Integral Cable Length (in)

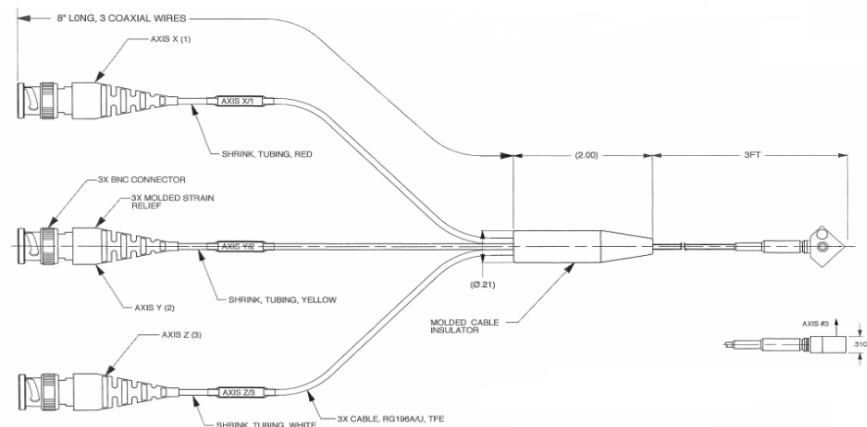
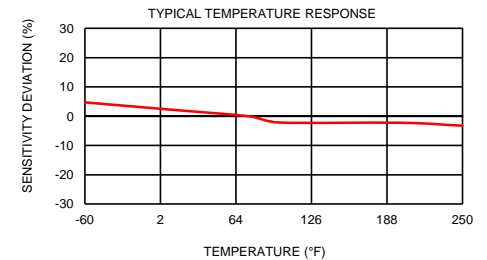
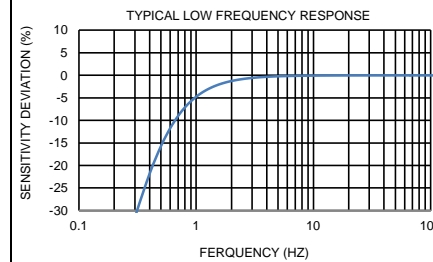
Please, refer to the performance specifications of the products in this family for detailed description

Supplied Accessories:

- 1) Accredited calibration certificate (ISO 17025)
- 2) Model 6545A1, 4-40 x .420 long socket head cap screw

Notes:

- [1] Measure at 100Hz, 1 Grms per ISA RP 37.2
- [2] Measure using zero-based straight line method, % of F.S. or any lesser range.
- [3] Do not apply power to this system without current limiting, 20 mA MAX. To do so will destroy the IC charge amplifier.
- [4] Thru Hole in Housing



Units on the line drawing are in inches, units in brackets are in millimeters. Refer to 127-3033B2 for more information.



21592 Marilla Street, Chatsworth, California 91311 Phone: 818.700.7818 Fax: 818.700.7880 www.dytran.com
For permission to reprint this content, please contact info@dytran.com