

PROPRIETARY AND CONFIDENTIAL

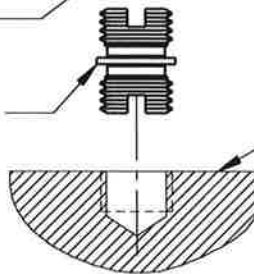
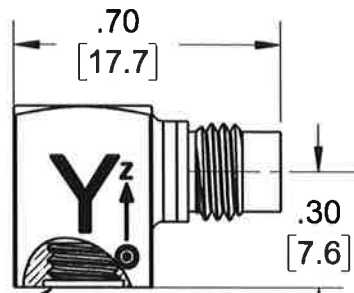
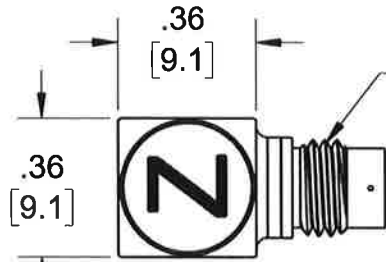
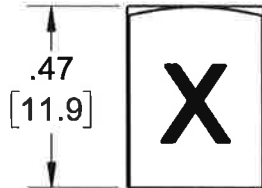

THE INFORMATION CONTAINED IN THIS DRAWING IS THE SOLE PROPERTY OF DYTRAN INSTRUMENTS INC. ANY REPRODUCTION IN PART OR AS A WHOLE WITHOUT THE WRITTEN PERMISSION OF DYTRAN INSTRUMENTS INC. IS PROHIBITED

REVISIONS


REV	ECN	DESCRIPTION	BY/DATE	CHK	APPR
A	11363	INITIAL RELEASE	JS 04/11/15	<i>[Signature]</i>	<i>[Signature]</i>

VARIATION TABLE

MODEL NO.	SENSITIVITY	TEDS
3023B7	1 mV/g	NO
3023B8	5 mV/g	NO
3023B9	10 mV/g	NO
3023B7T	1 mV/g	YES
3023B8T	5 mV/g	YES
3023B9T	10 mV/g	YES



1/4-28 4-PIN CONNECTOR



PIN 4
X AXIS
(1) OUTPUT

KEY

PIN 1
GND

PIN 3
Z AXIS
(3) OUTPUT

PIN 2
Y AXIS
(2) OUTPUT

- 7 MODEL 6200, 10-32 UNF-2A MOUNTING STUD, SUPPLIED
- 6 MATES WITH DYTRAN 6811AXX OR 6824AXX CABLE (XX=LENGTH IN FEET)
- 5. OPERATIONAL TEMPERATURE: RANGE -60° TO +325°F
- 4. SENSITIVITY: SEE CHART.
- 3. WEIGHT: 4 GRAMS MAX.
- 2. ARROWS INDICATE ACCELERATION DIRECTION FOR POSITIVE OUTPUT
- 1. MATERIAL: TITANIUM ALLOY

MOUNTING RECOMMENDATIONS:
 PREPARE SURFACE AT LEAST $\phi .39$ [7.5] FLAT TO .001 TIR.
 TAP 10-32 UNF-2B $\downarrow .140$ [3.6] MIN.
 MOUNTING TORQUE: 10-12 Lb-in.

NOTES: UNLESS OTHERWISE SPECIFIED.

3023B7		UNLESS OTHERWISE SPECIFIED: INTERPRET DIM & TOL PER ASME Y14.5M - 1994. REMOVE BURRS. COUNTERSINK INTERNAL THDS 90° TO MAJOR DIA. CHAM EXT THDS 45° TO MINOR DIA. THD LENGTHS AND DEPTHS ARE FOR MIN FULL THDS. THDS PER MIL-S-7742. DIMENSIONS APPLY AFTER FINISHING.	UNLESS OTHERWISE SPECIFIED: DIMENSIONS ARE IN INCHES. DIMENSIONS IN BRACKETS [] ARE IN MILLIMETERS TOLERANCES ARE: INCHES METRIC ANGLES XX ± .03 X ± 0.8 ± 1° .XXX ± .010 .XX ± 0.25
3023B8			
3023B9			
3023B7T			
3023B8T			
3023B9T			
USED ON	NEXT ASSY		
APPLICATION			
THIRD ANGLE PROJECTION USA			
ALL MACHINED SURFACES \checkmark TOTAL RUNOUT WITHIN .005. BREAK SHARP EDGES .005 TO .010. MACHINED FILLET RADII .005 TO .015. WELDING SYMBOLS PER AWS A2.4. ABBREVIATIONS PER MIL-STD-12.			

CONTRACT NO.	
APPROVALS	
ORIG	NDC
CHK	DATE
APP	
APP	

MASTER COPY IF IN RED
Chatsworth, CA

TITLE: **OUTLINE/INSTALLATION DRAWING, MODEL 3023B SERIES**

SIZE	CAGE CODE	DWG. NO.	REV
A	2W033	127-3023B7	A

SCALE: NONE SOLIDWORKS SHEET 1 OF 1

MODEL NUMBER 3023B9T	PERFORMANCE SPECIFICATION	DOC NO. PS3023B9T
	ACCELEROMETER, TRIAXIAL, IEPE	REV B, ECN 13594, 8/10/17



- **HIGH TEMPERATURE**
- **HERMETICALLY SEALED**
- **MINIATURE SIZE**
- **TEDS FEATURE**

PHYSICAL

Weight, Max.
Mounting
Connector [1]
Material, Housing / Connector

ENGLISH			SI	
0.14	oz		4.0	grams
10-32 Tapped Hole			10-32 Tapped Hole	
4-pin			4-pin	
Titanium			Titanium	

PERFORMANCE

Sensitivity, -10% / +15% [2]
Range F.S. (each axis)
Frequency Response, +/-5%
, +/-10%
Element Natural Frequency
Equivalent Electrical Noise
Spectral Noise
Linearity [3]
Transverse Sensitivity, Max.
Signal Polarity

	ENGLISH		SI	
	10	mV/g	1.02	mV/m/s ²
	±500	g	±4905	m/s ²
	2.5 to 5000	Hz	2.5 to 5000	Hz
	1.7 to 10,000	Hz	1.7 to 10,000	Hz
	25	kHz	25	kHz
	0.007	grms	0.0687	m/s ² rms
1.25Hz	0.006	Grms/√(Hz)	0.059	m/s ² rms/√(Hz)
10Hz	0.002	Grms/√(Hz)	0.0196	m/s ² rms/√(Hz)
100Hz	0.0004	Grms/√(Hz)	0.0039	m/s ² rms/√(Hz)
1000Hz	0.0001	Grms/√(Hz)	0.00098	m/s ² rms/√(Hz)
10000Hz	0.00008	Grms/√(Hz)	0.00078	m/s ² rms/√(Hz)
	±1	% F.S.	±1	% F.S.
	6	%	6	%
	[5]		[5]	

ELECTRICAL

Supply Current Range [4]
Compliance Voltage Range
Output Impedance, Typ.
Output Bias Voltage
Discharge Time Constant
Magnetic Sens. at 100 Gauss
Ground Isolation

	ENGLISH		SI	
	2 to 20	mA	2 to 20	mA
	+18 to +30	VDC	+18 to +30	VDC
	100	Ω	100	Ω
	7 to 12	VDC	7 to 12	VDC
	0.2 - 2.0	sec	0.2 - 2.0	sec
	0.00005	g/Gauss	4.905	m/s ² /T
	Case Ground		Case Ground	

ENVIRONMENTAL

Maximum Shock
Maximum Vibration
Temperature Range
TEDS Operating Temp.
Environmental Seal
TEDS

	ENGLISH		SI	
	±1000	g pk	±9810	m/s ²
	±600	g pk	±5886	m/s ²
	-60 to +325	°F	-51 to +162	°C
	-40 to +185	°F	-40 to +85	°C
	Hermetic		Hermetic	
	IEEE 1451.4		IEEE 1451.4	

This family also includes:

Model	Sensitivity (mV/g)	Range (Gpeak)	Resolution (Grms)	Oper. Temp (°F)	TC
3023B7	1	5000	0.07	-60 to +325	0.2 to 2.0
3023B8	5	1000	0.014	-60 to +325	0.2 to 2.0
3023B9	10	500	0.007	-60 to +325	0.2 to 2.0
3023B7T	1	5000	0.07	-60 to +325	0.2 to 2.0
3023B8T	5	1000	0.014	-60 to +325	0.2 to 2.0

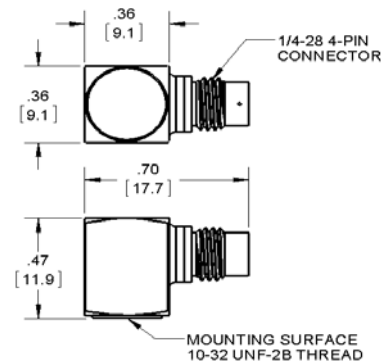
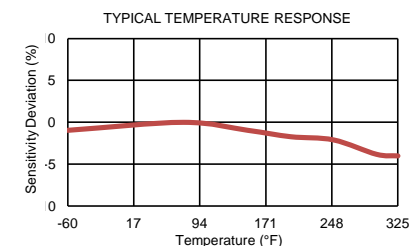
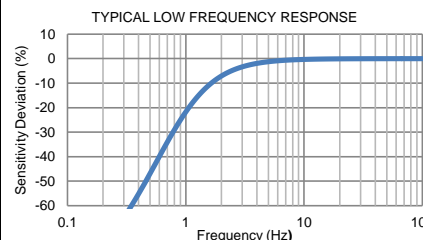
Please, refer to the performance specifications of the products in this family for detailed description

Supplied Accessories:

- 1) Accredited Calibration Certificate (ISO 17025)
- 2) Model 6200 Mounting Stud, Qty 1.

Notes:

- [1] Connector mates with Dytran's cable assy. model 6811AXX or 6824AXX. (xx = length in feet)
- [2] Measured At 100 Hz, 1 Grms per ISA RP 37.2
- [3] Measured using zero-based best straight-line method, % of F.S. or any lesser range.
- [4] Power only with Dytran IEPE power unit or other Dytran-compatible constant current type power unit. If power is applied without current limiting protection, the internal amplifier will be destroyed.
- [5] Positive for motion in direction of arrows on housing.
- [6] In the interest of constant product improvement, we reserve the right to change the specification without notice.



Units on the line drawing are in inches, units in brackets are in millimeters. Refer to 127-3023B7 for more information.



21592 Marilla Street, Chatsworth, California 91311 Phone: 818.700.7818 Fax: 818.700.7880
www.dytran.com For permission to reprint this content, please contact info@dytran.com