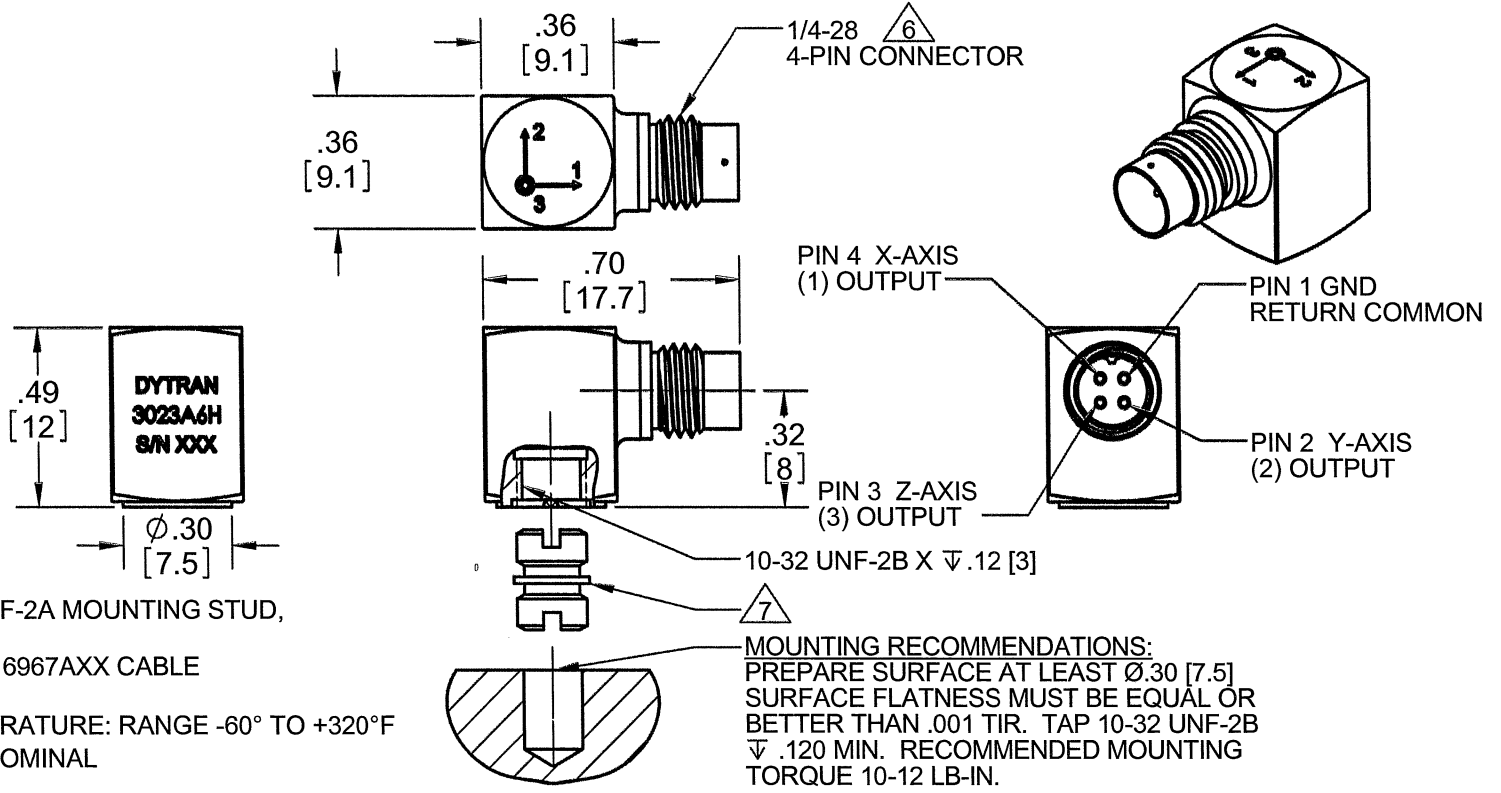


**PROPRIETARY AND CONFIDENTIAL**

THE INFORMATION CONTAINED IN THIS DRAWING IS THE SOLE PROPERTY OF DYTRAN INSTRUMENTS INC. ANY REPRODUCTION IN PART OR AS A WHOLE WITHOUT THE WRITTEN PERMISSION OF DYTRAN INSTRUMENTS INC. IS PROHIBITED

**REVISIONS**

REV.	ECN	DESCRIPTION	BY/DATE	CHK	APPR
A	7440	INITIAL RELEASE	JS 04/05/11	RS	DV



- 7 MODEL 6200, 10-32 UNF-2A MOUNTING STUD, SUPPLIED.
- 6 MATES WITH DYTRAN 6967AXX CABLE (XX=LENGTH IN FEET)
- 5. OPERATIONAL TEMPERATURE: RANGE -60° TO +320°F
- 4. SENSITIVITY: 5mV/G NOMINAL
- 3. WEIGHT: 4 GRAMS
- 2. ARROWS INDICATE ACCELERATION DIRECTION FOR POSITIVE OUTPUT
- 1. MATERIAL: TITANIUM ALLOY

NOTES: UNLESS OTHERWISE SPECIFIED.

UNLESS OTHERWISE SPECIFIED: INTERPRET DIM & TOL PER ASME Y14.5M - 1994. REMOVE BURRS. COUNTERSINK INTERNAL THDS 90° TO MAJOR DIA. CHAM EXT THDS 45° TO MINOR DIA. THD LENGTHS AND DEPTHS ARE FOR MIN FULL THDS. THDS PER MIL-S-7742. DIMENSIONS APPLY AFTER FINISHING. ALL MACHINED SURFACES. TOTAL RUNOUT WITHIN .005. BREAK SHARP EDGES .005 TO .010. MACHINED FILLET RADII .005 TO .015. WELDING SYMBOLS PER AWS A2.4. ABBREVIATIONS PER MIL-STD-12.		UNLESS OTHERWISE SPECIFIED: DIMENSIONS ARE IN INCHES. DIMENSIONS IN BRACKETS [ ] ARE IN MILLIMETERS TOLERANCES ARE: INCHES    METRIC    ANGLES .XX ± .03    X ± 0.8    ± 1° .XXX ± .010    .XX ± 0.25		CONTRACT NO.	
USED ON	NEXT ASSY	MATERIAL		APPROVALS	
APPLICATION		FINISH		ORIG	DATE
THIRD ANGLE PROJECTION USA		DO NOT SCALE DRAWING		CHK	DATE
				APP	DATE

**DYTRAN**  
INSTRUMENTS, INC. Chatsworth, CA

TITLE: **OUTLINE/INSTALLATION  
DRAWING, 3023A6H**

SIZE	CAGE CODE	DWG. NO.	REV
<b>A</b>	<b>2W033</b>	<b>127-3023A6H</b>	<b>A</b>
SCALE: NONE		SOLIDWORKS	SHEET 1 OF 1

<b>MODEL NUMBER</b> <b>3023A6H</b>	<b>PERFORMANCE SPECIFICATION</b>	<b>DOC NO.</b> <b>PS3023A6H</b>
	<b>ACCELEROMETER, TRIAXIAL, IEPE</b>	REV F, ECN 13402, 04/18/17



- HIGH TEMPERATURE
- HERMETICALLY SEALED
- MINIATURE SIZE

**PHYSICAL**

	ENGLISH		SI	
Weight	0.14	oz	4.0	grams
Mounting	10-32 Tapped Hole		10-32 Tapped Hole	
Connector [1]	4-pin		4-pin	
Material, Housing / Connector	Titanium		Titanium	
Sensing Element	Quartz		Quartz	
Element Style	Shear		Shear	

**PERFORMANCE**

Sensitivity, -10 + 15% [2]	5	mV/g	0.51	mV/m/s <sup>2</sup>	
Range F.S. (each axis)	±1000	g	±9810	m/s <sup>2</sup>	
Frequency Response	±5%	1.5 to 4000	Hz	1.5 to 4000	Hz
	-5 / +15%	1.5 to 10000	Hz	1.5 to 10000	Hz
Resonant Frequency	30	kHz	30	kHz	
Broad Band Resolution	0.015	Grms	0.147	m/s <sup>2</sup> rms	
Spectral Noise	1.25Hz	0.006	Grms/√(Hz)	0.059	m/s <sup>2</sup> rms/√(Hz)
	10Hz	0.002	Grms/√(Hz)	0.0196	m/s <sup>2</sup> rms/√(Hz)
	100Hz	0.0004	Grms/√(Hz)	0.0039	m/s <sup>2</sup> rms/√(Hz)
	1000Hz	0.0001	Grms/√(Hz)	0.00098	m/s <sup>2</sup> rms/√(Hz)
	10000Hz	0.00008	Grms/√(Hz)	0.00078	m/s <sup>2</sup> rms/√(Hz)
Linearity [3]	1	%F.S.	1	%F.S.	
Maximum Transverse Sensitivity	6	%	6	%	
Signal Polarity	[5]		[5]		

**ENVIRONMENTAL**

Maximum Vibration	±1200	g pk	±11768	m/s <sup>2</sup>
Maximum Shock	5000	g pk	49050	m/s <sup>2</sup>
Temperature Range	-60 to +320	°F	-51 to +160	°C
Environmental Seal	Hermetic		Hermetic	

**ELECTRICAL**

Supply Current Range [4]	2 to 20	mA	2 to 20	mA
Compliance Voltage Range	+18 to +30	VDC	+18 to +30	VDC
Output Impedance, Typ.	100	Ω	100	Ω
Output Bias Voltage	7 to 11	VDC	7 to 11	VDC
Discharge Time Constant	0.3 to 1.5	Sec	0.3 to 1.5	Sec
Electrical Isolation	Case Grounded	GΩ,min	Case Grounded	GΩ,min

**This family also includes:**

Model	Sensitivity (mV/g)	Range (Gpeak)	Resolution (Grms)	Oper. Temp(°F)	TC

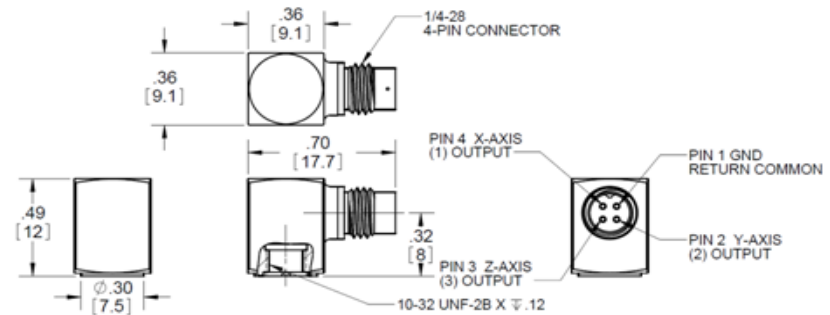
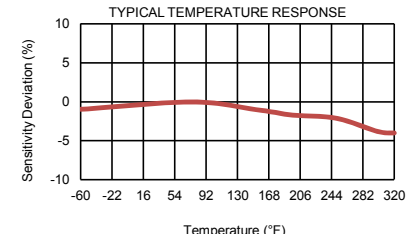
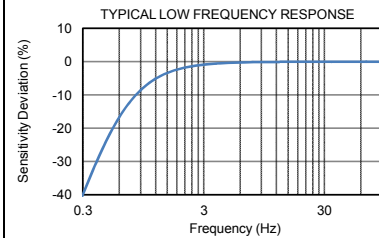
Refer to the performance specifications of the products in this family for detailed description

**Supplied Accessories:**

- 1) Accredited Calibration Certificate (ISO 17025)
- 2) Model 6200 Mounting Stud, Qty 1.

**Notes:**

- [1] Connector mates with Dytran's cable assy. Model 6967AXX. (xx = length in feet)
- [2] Measured At 100 Hz, 1 Grms per ISA RP 37.2
- [3] Measured using zero-based best straight-line method, % of F.S. or any lesser range.
- [4] Do not apply power to this system without current limiting, 20 mA MAX. To do so will destroy the amplifier.
- [5] Positive for motion in direction of arrows on housing.
- [6] In the interest of constant product improvement, we reserve the right to change the specification without notice.



Units on the line drawing are in inches, units in brackets are in millimeters. Refer to 127-3023A6H for more information.

