

IMV VIBRATION TEST SYSTEMS

i series

Air cooled Vibration Test Systems

i210 / SA1AM



Vibration tests have diversified and specifications have become increasingly strict. i-series offer a user-friendly lineup with enhanced performance and durability.



[Expanded maximum test range]

Max. velocity of Sine force: 2.2 m/s • Max. velocity of Shock force 2.2 m/s • Max. displacement: 30 mmp-p

[Patented upper (armature) support system PS Guide] Parallel Slope Guide is standard.


[Low noise] Optimised design of the air intake based on fluid dynamics has reduced the air-intake noise.

[All models can be directly coupled to a climatic chamber.]



① High durability with PS guide

PS guide (parallel slope guide) is an upper support system conforming to continued vibration testing at high velocity.



■ PS guide system

② Improvement of Testing Environment

With the operation of Intelligence Shaker Management (ISM), EM range can reduce power consumption and CO2 emissions automatically.

eco-shaker

③ User first principle

Compatible with K2 vibration controller. Intuitive interface leads The operator with user-friendly guidance.



IMV CORPORATION

IMV VIBRATION TEST SYSTEMS

i series

Air cooled Vibration Test Systems

i210 / SA1AM



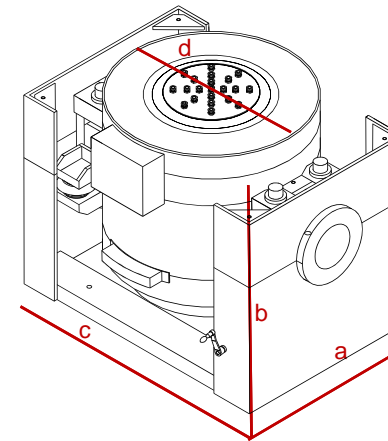
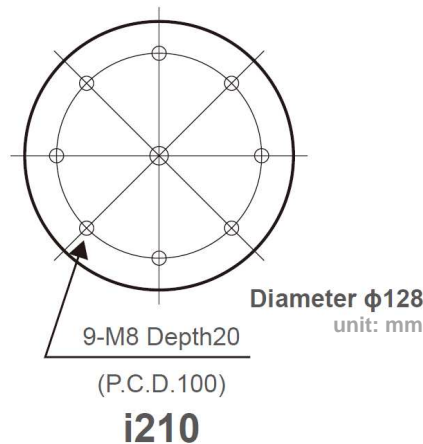
System Specifications		
System Model	I210/SA1	
Frequency Range (Hz)	0-4000	
Rated Force	Sine (kN)	3
	Random (kN rms) *1	3
	Shock (kN)	9
Maximum Acc.	Sine (m/s ²)	1000
	Random (m/s ² rms)	700
	Shock (m/s ²)	2000
Maximum Vel.	Sine (m/s)	2.2
	Shock (m/s peak)	2.2
Maximum Disp.	Sine (mmp-p)	30
	Maximum Travel (mmp-p)	40

Vibration Generator (i210)	
Armature Mass (kg)	3
Armature Diameter (φ mm)	128
Armature Resonance (Hz)	3200
Allowance Eccentric Moment (N·m)	160
Maximum Payload (kg)	120
Mass (kg)	350

*1) Random force ratings are specified in accordance with ISO5344 conditions.
 *2) Power supply: 3-phase 380/400/415/440 V, 50/60 Hz. A transformer is required for other supply voltages. Please contact IMV or your local distributor with specific test requirements.
 * The specification shows the maximum system performance. For long-duration tests, de-rating by up to 70 % must be applied. Continuous use at maximum levels may cause failure.
 * In the case of Random vibration test, please set the test definition of the peak value of acceleration waveform to be operated less than the maximum acceleration of Shock.
 * Frequency range values vary according to sensor and vibration controller.

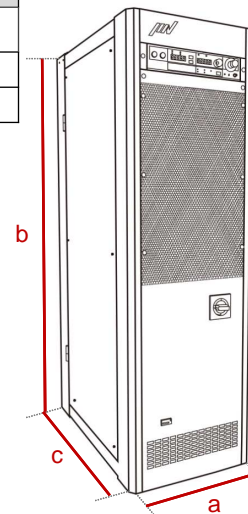
Cooling Blower		
Model	PRVM 350/2R	
Mass (kg)	45	
Environmental Data		
Power Requirement (kVA) *2	6.8	
Input Voltage Supply (3φ, V)	380/400/415/440	
Compressed Air Supply (Mpa)	0.6	
Working Ambient	Temperature (°C)	0 - 40
	Humidity (%RH)	0 - 85

Power Amplifier	
System Model	SA1AM-i10
Maximum Output [kVA]	5
Mass [kg]	240



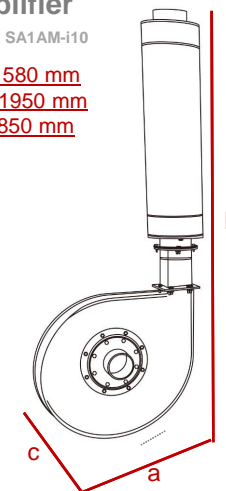
Shaker
Model: i210

a: W 868 mm
 b: H 700 mm
 c: D 458 mm
 d: 458 φmm



Amplifier
Model: SA1AM-i10

a: W 580 mm
 b: H 1950 mm
 c: D 850 mm



Blower
Model: PRVM 350/2R

a: W 600 mm
 b: H 1905 mm
 c: D 557 mm